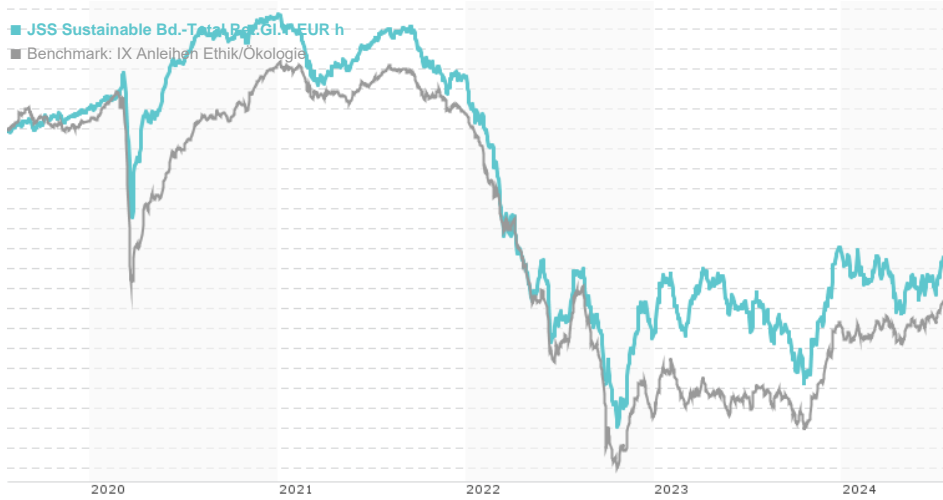


JSS Sustainable Bd.-Total Ret.GI.Y EUR h / LU1405747327 / A2ARZT / J.S.Sarasin Fd.M. LU

Last 07/23/2024 <sup>1</sup>	Region	Branch	Type of yield	Type
93.53 EUR	Worldwide	Bonds: Mixed	reinvestment	Fixed-Income Fund



**Risk key figures**

SRI: 1 2 3 4 5 6 7

Mountain-View Funds Rating<sup>2</sup>: EDA<sup>3</sup> 70

▲ ▲ ▲ ▲ ▲ ▲

**Yearly Performance**

2023	+4.85%
2022	-12.63%
2021	-2.91%
2020	+4.69%
2019	+4.82%

Master data		Conditions		Other figures	
Fund type	Single fund	Issue surcharge	0.00%	Minimum investment	UNT 0
Category	Bonds	Planned administr. fee	0.00%	Savings plan	-
Sub category	Bonds: Mixed	Deposit fees	0.10%	UCITS / OGAW	Yes
Fund domicile	Luxembourg	Redemption charge	0.00%	Performance fee	0.00%
Tranch volume	(07/23/2024) USD 6.02 mill.	Ongoing charges	-	Redeployment fee	0.00%
Total volume	(06/28/2024) USD 294.36 mill.	<b>Dividends</b>		<b>Investment company</b>	
Launch date	9/12/2016	J.S.Sarasin Fd.M. LU			
KESt report funds	Yes	17-21, Boulevard Joseph II, 1840, Luxembourg			
Business year start	01.07.	Luxembourg			
Sustainability type	Ethics/ecology	http://www.jsafrasarasin.lu/internet/lu/			
Fund manager	Vincent Rossier, Gary Girault				

Performance	1M	6M	YTD	1Y	2Y	3Y	5Y	Since start
Performance	+0.44%	+0.45%	-1.07%	+1.82%	+1.64%	-11.25%	-6.80%	-3.36%
Performance p.a.	-	-	-	+1.82%	+0.82%	-3.89%	-1.40%	-0.44%
Sharpe ratio	0.50	-0.62	-1.25	-0.39	-0.59	-1.63	-1.26	-1.21
Volatility	3.99%	4.53%	4.50%	4.82%	4.92%	4.66%	4.06%	3.44%
Worst month	-	-2.81%	-2.81%	-2.81%	-4.07%	-4.07%	-4.07%	-4.07%
Best month	-	1.01%	3.42%	3.66%	4.25%	4.25%	4.25%	4.25%
Maximum loss	-1.05%	-3.41%	-3.41%	-4.54%	-8.55%	-19.10%	-19.55%	-

**Distribution permission**

Austria, Germany, Switzerland

<sup>1</sup> Important note on update status: The displayed date refers exclusively to the calculation of the NAV.

<sup>2</sup> The Mountain-View Data Fund Rating calculates a comparative ranking for funds using yield, volatility and trend data. For more information visit [MVD Funds Rating](#)

<sup>3</sup> Displays the Ethical-Dynamical Ratio calculated according to standard criteria. The maximum value is 100. For more information visit [EDA](#)

**JSS Sustainable Bd.-Total Ret.Gl.Y EUR h / LU1405747327 / A2ARZT / J.S.Sarasin Fd.M. LU**

**Investment strategy**

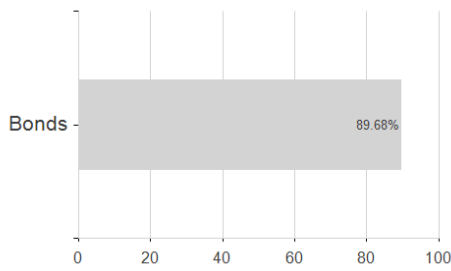
The assets of the Sub-Fund are invested worldwide in fixed and variable- rate securities (including zero bonds) denominated in various currencies and issued or guaranteed by government, public, private and public-private borrowers. Such securities may also be issued by borrowers of emerging markets. Up to 25% of the Sub-Fund's net assets may be invested in non- investment-grade securities. Non-investment-grade securities carry a credit rating that is lower than BBB- (Standard & Poor's, Fitch) or Baa3 (Moody's) or of equivalent quality. However, no investments may be made in securities with a credit rating below BB- (Standard & Poor's, Fitch) or Ba3 (Moody's) or of equivalent quality.

**Investment goal**

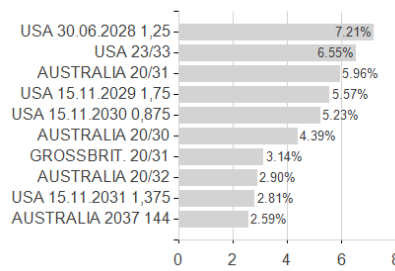
The investment objective of JSS Sustainable Bond - Total Return Global (the "Sub-Fund") is to generate regular interest income and capital appreciation in the medium to long-term thus applying a total return approach.

**Assessment Structure**

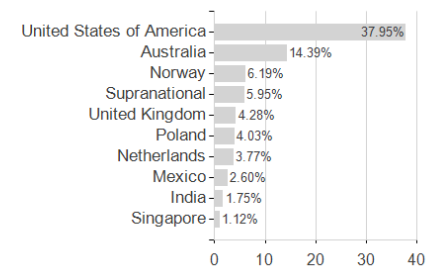
**Assets**



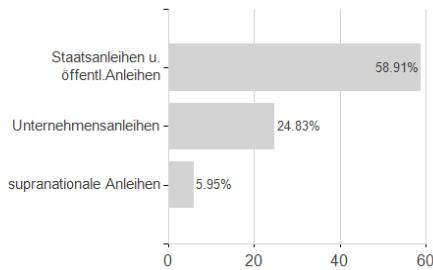
**Largest positions**



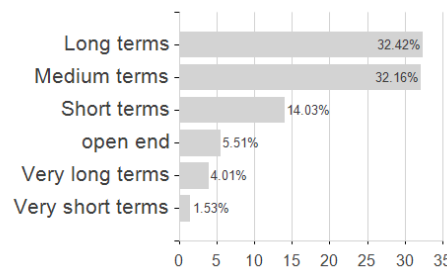
**Countries**



**Issuer**



**Duration**



**Currencies**

