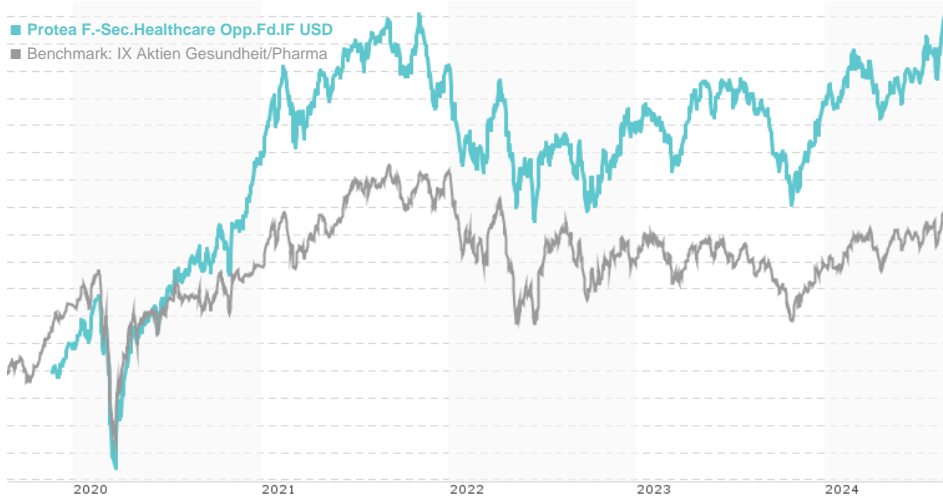


Protea F.-Sec.Healthcare Opp.Fd.IF USD / LU2034586573 / A2PVK1 / FundPartner Sol.(EU)

Last 08/22/2024 ¹	Region	Branch	Type of yield	Type
37.69 USD	Worldwide	Sector Health / Pharma	reinvestment	Equity Fund



Risk key figures

SRI	1	2	3	4	5	6	7
Mountain-View Funds Rating ²							EDA ³
							77

Yearly Performance

2023	+2.20%
2022	-6.74%
2021	+11.35%
2020	+33.70%

Master data		Conditions		Other figures	
Fund type	Single fund	Issue surcharge	2.00%	Minimum investment	USD 250,000.00
Category	Equity	Planned administr. fee	0.00%	Savings plan	-
Sub category	Sector Health / Pharma	Deposit fees	0.00%	UCITS / OGAW	Yes
Fund domicile	Luxembourg	Redemption charge	0.00%	Performance fee	0.00%
Tranch volume	(08/22/2024) USD 4.24 mill.	Ongoing charges	-	Redeployment fee	0.00%
Total volume	(08/22/2024) USD 112.43 mill.	Dividends		Investment company	
Launch date	11/22/2019	FundPartner Sol.(EU)			
KESt report funds	Yes	15A, avenue J. F. Kennedy, 1855, Luxembourg			
Business year start	01.07.	Luxembourg			
Sustainability type	-	www.group.pictet/de			
Fund manager	-				

Performance	1M	6M	YTD	1Y	2Y	3Y	5Y	Since start
Performance	+3.89%	+4.67%	+11.05%	+12.21%	+16.90%	+1.78%	-	+65.45%
Performance p.a.	-	-	-	+12.17%	+8.11%	+0.59%	-	+11.17%
Sharpe ratio	3.39	0.49	1.23	0.71	0.36	-0.21	-	0.46
Volatility	15.65%	12.20%	11.66%	12.15%	12.78%	13.88%	0.00%	16.48%
Worst month	-	-4.81%	-4.81%	-5.96%	-5.96%	-9.07%	-9.07%	-9.07%
Best month	-	4.61%	5.67%	6.75%	6.89%	6.89%	13.71%	13.71%
Maximum loss	-3.71%	-7.93%	-7.93%	-12.94%	-15.10%	-22.83%	0.00%	-

Distribution permission

Austria, Germany, Switzerland

1 Important note on update status: The displayed date refers exclusively to the calculation of the NAV.

2 The Mountain-View Data Fund Rating calculates a comparative ranking for funds using yield, volatility and trend data. For more information visit [MVD Funds Rating](#)

3 Displays the Ethical-Dynamical Ratio calculated according to standard criteria. The maximum value is 100. For more information visit [EDA](#)

Protea F.-Sec.Healthcare Opp.Fd.IF USD / LU2034586573 / A2PVK1 / FundPartner Sol.(EU)

Investment strategy

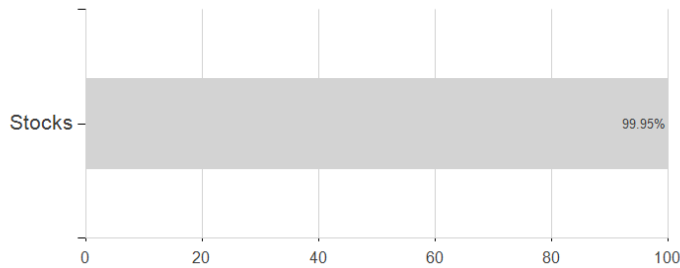
In order to achieve this objective, the Sub-Fund invests, while respecting the principle of risk diversification, primarily in equities (including, but not limited to, common stocks, preferred stocks, or other securities convertible into common stock) and equity related securities (such as American Depositary Receipts (ADRs), Global Depositary Receipts (GDRs), European Depositary Receipts (EDRs)) issued by mid and large cap issuers which are located worldwide (with a maximum exposure of 33% to emerging markets) and which are active in the following healthcare sectors: healthcare equipment and services, pharmaceuticals, biotechnology and life sciences. The Sub-Fund may, invest in transferable securities and money market instruments from new issues to benefit from particularly innovative projects in the healthcare sector. The Sub-Fund may invest up to 33% of its net assets via Shanghai-Hong Kong Stock Connect and Shenzhen-Hong Kong Stock Connect in China A-Shares. Up to 10% of the Sub-Fund's net assets may be invested in Special Purpose Acquisition Companies. Up to 33% of the Sub-Fund's net assets may be invested outside the aforementioned investment universe including but not limited to equities of issuers of other business segments than healthcare, in fixed and variable interest securities. The Sub-Fund may not invest more than 10% of its net assets in other UCIs or UCITS.

Investment goal

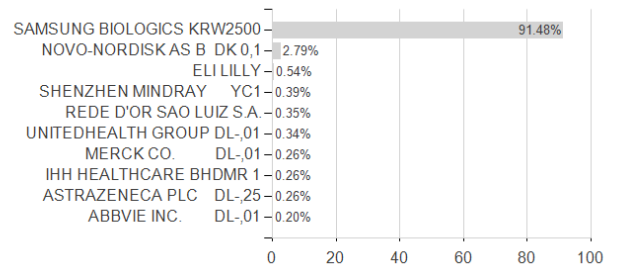
The Sub-Fund invests primarily in innovative healthcare companies developing differentiated drugs, services, life science tools and devices in therapeutic areas with large unmet medical needs. Investments are made across all market caps and geographies, including the emerging markets, with significant exposure to mid- and small-cap companies, due to their high degree of innovation. Novel and differentiated treatments, devices, and services benefit from a favorable regulatory and commercial environment, with the potential for shortened development timelines, rapid market adoption as well as strong pricing and operating margins. Innovation in healthcare delivery and novel therapeutic modalities has created new business models and markets with tremendous commercial potential.

Assessment Structure

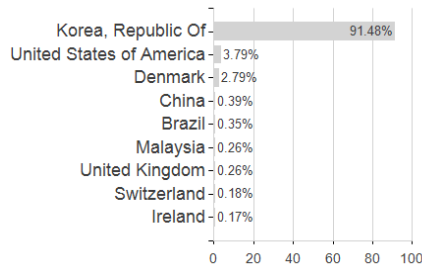
Assets



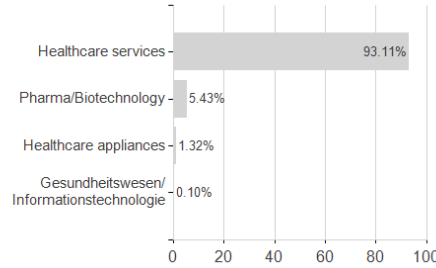
Largest positions



Countries



Branches



Currencies

