

10XDNA - Disruptive Technologies I-I / DE000DNA10S3 / DNA10S / Axxion

Last 07/25/2024 ¹	Region	Branch	Type of yield	Type
592.20 EUR	Worldwide	Sector Technology	paying dividend	Equity Fund



Risk key figures						
SRI	1	2	3	4	5	6
Mountain-View Funds Rating ²						EDA ³
						90

Yearly Performance	
2023	+33.59%
2022	-51.57%

Master data		Conditions		Other figures	
Fund type	Single fund	Issue surcharge	3.00%	Minimum investment	EUR 10,000.00
Category	Equity	Planned administr. fee	0.00%	Savings plan	-
Sub category	Sector Technology	Deposit fees	0.07%	UCITS / OGAW	Yes
Fund domicile	Germany	Redemption charge	0.00%	Performance fee	0.00%
Tranch volume	(07/25/2024) EUR 3.59 mill.	Ongoing charges	-	Redeployment fee	0.00%
Total volume	(07/25/2024) EUR 54.87 mill.	Dividends		Investment company	
Launch date	9/1/2021	22.12.2023	8.10 EUR	Axxion	
KESt report funds	Yes	15, rue de Flaxweiler, 6776, Grevenmacher			
Business year start	01.01.	Luxembourg			
Sustainability type	-	https://www.axxion.lu			
Fund manager	-				

Performance	1M	6M	YTD	1Y	2Y	3Y	5Y	Since start
Performance	-0.24%	+7.33%	-0.77%	-14.34%	+1.91%	-	-	-39.97%
Performance p.a.	-	-	-	-14.30%	+0.95%	-	-	-16.14%
Sharpe ratio	-0.33	0.53	-0.23	-0.78	-0.10	-	-	-0.60
Volatility	19.95%	21.70%	21.70%	22.99%	27.06%	0.00%	0.00%	33.30%
Worst month	-	-8.44%	-8.44%	-15.34%	-15.34%	-17.24%	0.00%	-17.24%
Best month	-	13.57%	13.57%	15.35%	19.53%	19.53%	0.00%	19.53%
Maximum loss	-5.89%	-14.61%	-14.61%	-33.87%	-35.95%	0.00%	0.00%	-

Distribution permission

Austria, Germany, Switzerland

1 Important note on update status: The displayed date refers exclusively to the calculation of the NAV.

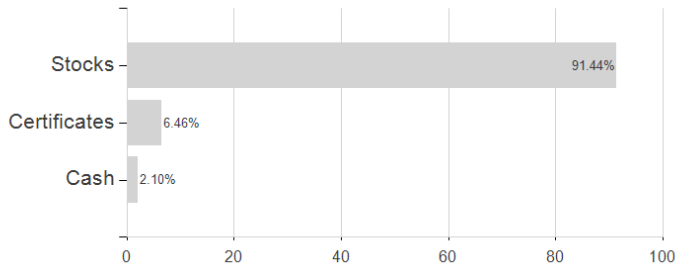
2 The Mountain-View Data Fund Rating calculates a comparative ranking for funds using yield, volatility and trend data. For more information visit [MVD Funds Rating](#)

3 Displays the Ethical-Dynamical Ratio calculated according to standard criteria. The maximum value is 100. For more information visit [EDA](#)

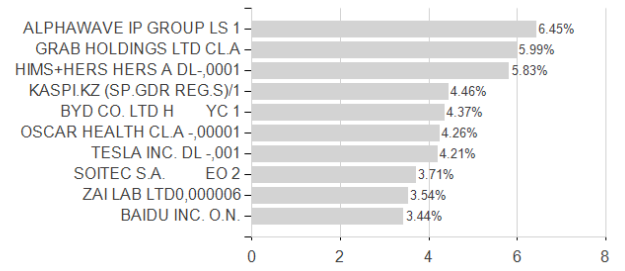
10XDNA - Disruptive Technologies I-I / DE00DNA10S3 / DNA10S / Axxion

Assessment Structure

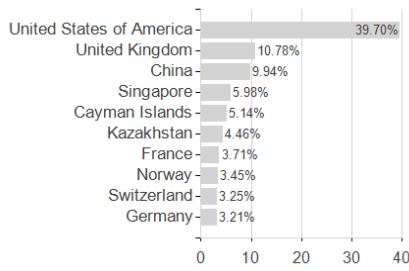
Assets



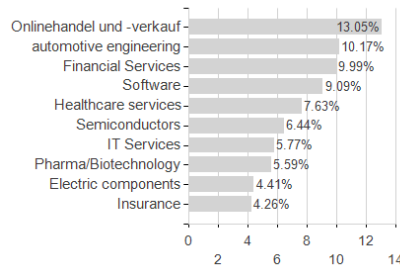
Largest positions



Countries



Branches



Currencies

