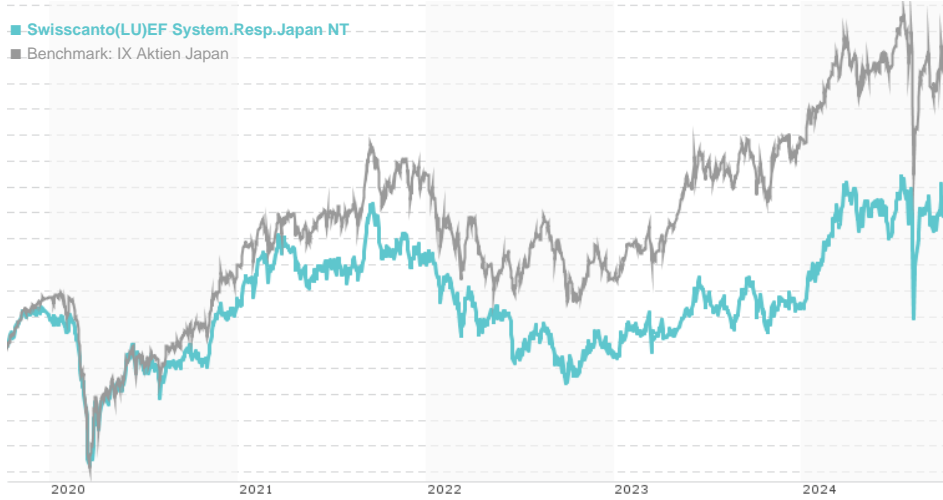


Swisscanto(LU)EF System.Resp.Japan NT / LU1900092971 / A2N8W4 / Swisscanto AM Int.

Last 10/08/2024 ¹	Country	Branch	Type of yield	Type
127.13 CHF	Japan	Mixed Sectors	reinvestment	Equity Fund



Risk key figures

SRI	1	2	3	4	5	6	7
Mountain-View Funds Rating ²	EDA ³						
	73						

Yearly Performance

2023	+9.33%
2022	-14.60%
2021	+6.56%
2020	+3.26%
2019	+15.15%

Master data		Conditions		Other figures	
Fund type	Single fund	Issue surcharge	5.00%	Minimum investment	UNT 0
Category	Equity	Planned administr. fee	0.00%	Savings plan	-
Sub category	Mixed Sectors	Deposit fees	0.00%	UCITS / OGAW	Yes
Fund domicile	Luxembourg	Redemption charge	0.00%	Performance fee	0.00%
Tranch volume	(10/08/2024) JPY 84.48 mill.	Ongoing charges	-	Redeployment fee	0.00%
Total volume	(10/08/2024) JPY 16,455.81 mill.	Dividends		Investment company	
Launch date	11/9/2018	Swisscanto AM Int.			
KESr report funds	No	Rue de Bitbourg 19, 1273, Luxembourg			
Business year start	01.04.	Luxembourg			
Sustainability type	Ethics/ecology	https://www.swisscanto.lu			
Fund manager	Zürcher Kantonalbank				

Performance	1M	6M	YTD	1Y	2Y	3Y	5Y	Since start
Performance	+3.39%	-1.39%	+17.80%	+17.26%	+33.53%	+8.39%	+26.40%	+27.13%
Performance p.a.	-	-	-	+17.31%	+15.60%	+2.72%	+4.79%	+4.14%
Sharpe ratio	1.91	-0.20	0.80	0.59	0.62	-0.03	0.08	0.05
Volatility	25.57%	29.87%	26.01%	24.05%	20.05%	19.17%	18.56%	17.91%
Worst month	-	-2.37%	-2.37%	-5.41%	-5.41%	-8.91%	-9.57%	-9.57%
Best month	-	3.96%	7.50%	7.50%	7.50%	7.50%	10.58%	10.58%
Maximum loss	-4.72%	-20.83%	-20.83%	-20.83%	-20.83%	-23.87%	-28.40%	-

Distribution permission

Austria, Germany, Switzerland, Czech Republic

¹ Important note on update status: The displayed date refers exclusively to the calculation of the NAV.

² The Mountain-View Data Fund Rating calculates a comparative ranking for funds using yield, volatility and trend data. For more information visit [MVD Funds Rating](#)

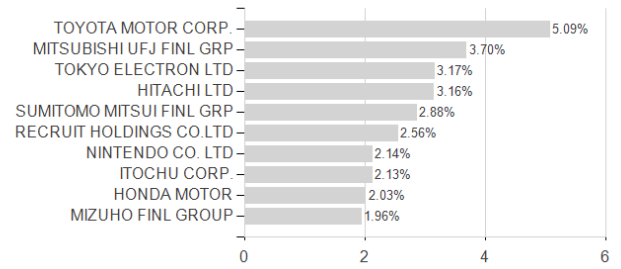
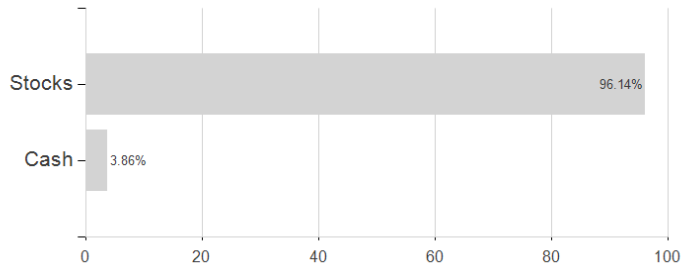
Swisscanto(LU)EF System.Resp.Japan NT / LU1900092971 / A2N8W4 / Swisscanto AM Int.

3 Displays the Ethical-Dynamical Ratio calculated according to standard criteria. The maximum value is 100. For more information visit [EDA](#)

Assessment Structure

Assets

Largest positions



Countries

Branches

Currencies

