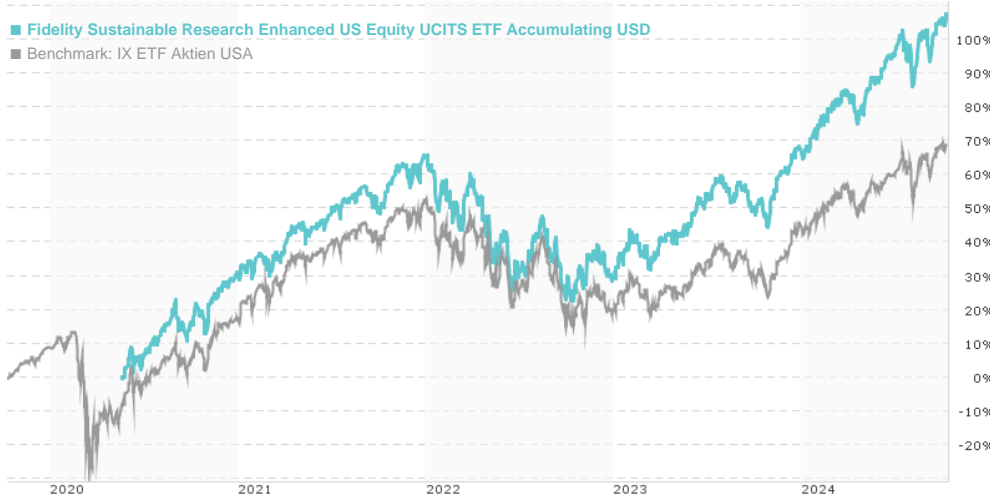


Fidelity Sustainable Research Enhanced US Equity UCITS ETF Accumulating USD / IE00BKSBGS44 / A2P0ZN / FIL

Last 10/09/2024 ¹	Country	Branch	Type of yield	Type
10.29 USD	United States of America	ETF Stocks	reinvestment	Alternative Investm.



Risk key figures

SRI	1	2	3	4	5	6	7
Mountain-View Funds Rating ²	EDA ³						
	71						

Yearly Performance

2023	+28.59%
2022	-20.90%
2021	+25.84%

Master data		Conditions		Other figures	
Fund type	Single fund	Issue surcharge	0.00%	Minimum investment	UNT 1
Category	Equity	Planned administr. fee	0.00%	Savings plan	-
Sub category	ETF Stocks	Deposit fees	0.00%	UCITS / OGAW	Yes
Fund domicile	Ireland	Redemption charge	0.00%	Performance fee	0.00%
Tranch volume	-	Ongoing charges	-	Redeployment fee	0.00%
Total volume	-	Dividends		Investment company	
Launch date	5/21/2020	FIL Fund M. (IE)			
KESt report funds	Yes	George's Quay House, D02 VK65, Dublin			
Business year start	01.02.	Ireland			
Sustainability type	Ethics/ecology	www.fidelity.co.uk/home			
Fund manager	-				

Performance	1M	6M	YTD	1Y	2Y	3Y	5Y	Since start
Performance	+5.93%	+12.85%	+23.55%	+36.82%	+67.31%	+37.69%	-	+107.55%
Performance p.a.	-	-	-	+36.70%	+29.35%	+11.26%	-	+18.10%
Sharpe ratio	9.41	1.79	2.25	2.70	1.79	0.45	-	0.87
Volatility	10.43%	13.41%	12.59%	12.40%	14.61%	17.70%	0.00%	17.08%
Worst month	-	-3.89%	-3.89%	-3.89%	-6.27%	-9.38%	-9.38%	-9.38%
Best month	-	5.89%	5.89%	9.64%	9.64%	9.64%	11.23%	11.23%
Maximum loss	-1.14%	-8.23%	-8.23%	-8.23%	-9.57%	-26.08%	0.00%	-

Distribution permission

Austria, Germany, Switzerland, Czech Republic

1 Important note on update status: The displayed date refers exclusively to the calculation of the NAV.

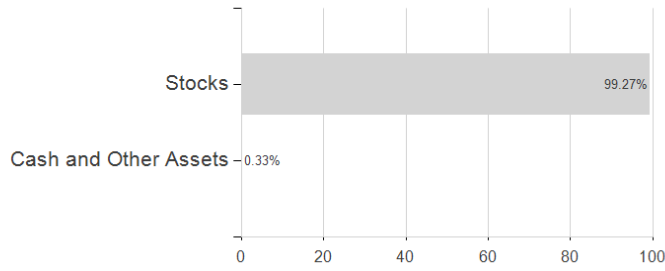
2 The Mountain-View Data Fund Rating calculates a comparative ranking for funds using yield, volatility and trend data. For more information visit [MVD Funds Rating](#)

3 Displays the Ethical-Dynamical Ratio calculated according to standard criteria. The maximum value is 100. For more information visit [EDA](#)

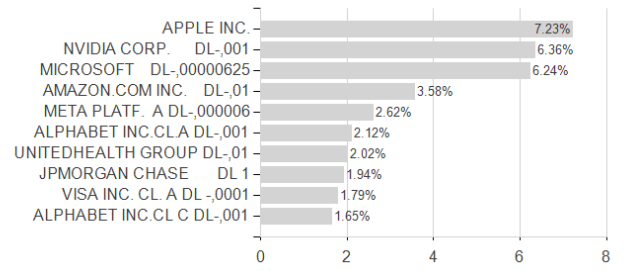
Fidelity Sustainable Research Enhanced US Equity UCITS ETF Accumulating USD / IE00BKSBGS44 / A2P0ZN / FIL

Assessment Structure

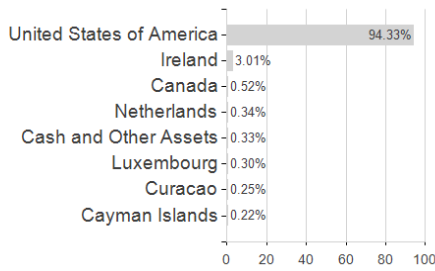
Assets



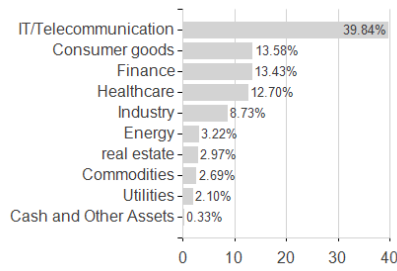
Largest positions



Countries



Branches



Currencies

