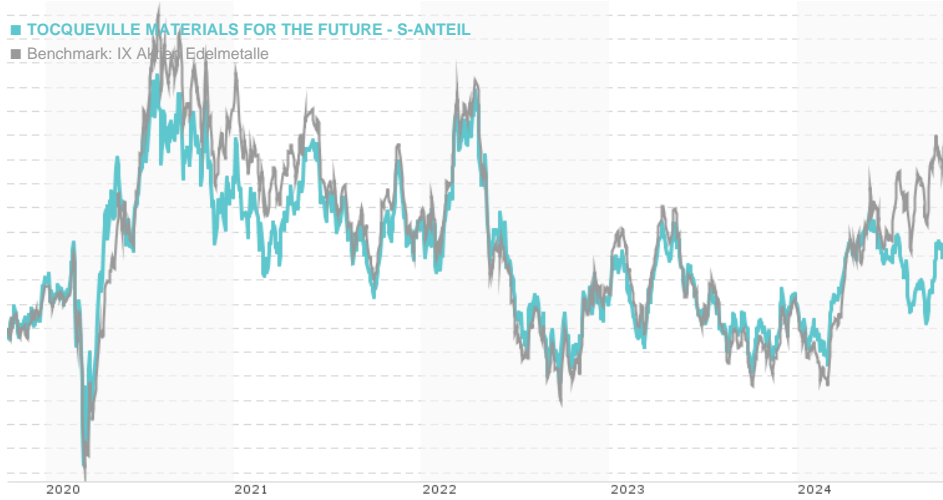


TOCQUEVILLE MATERIALS FOR THE FUTURE - S-ANTEIL / FR0013245354 / A2JAWF / LFDE

Last 10/16/2024 <sup>1</sup>	Region	Branch	Type of yield	Type
135.38 EUR	Worldwide	Sector Precious Metals	reinvestment	Equity Fund



Risk key figures

SRI	1	2	3	4	5	6	7	
Mountain-View Funds Rating <sup>2</sup>							EDA <sup>3</sup>	-

Yearly Performance

2023	+0.28%
2022	-14.72%
2021	-5.45%
2020	+17.74%
2019	+41.01%

Master data		Conditions		Other figures	
Fund type	Single fund	Issue surcharge	3.50%	Minimum investment	UNT 1
Category	Equity	Planned administr. fee	0.00%	Savings plan	-
Sub category	Sector Precious Metals	Deposit fees	0.00%	UCITS / OGAW	Yes
Fund domicile	France	Redemption charge	1.00%	Performance fee	0.00%
Tranch volume	(10/16/2024) EUR 0.054 mill.	Ongoing charges	-	Redeployment fee	0.00%
Total volume	(10/16/2024) EUR 33.76 mill.	<b>Dividends</b>		<b>Investment company</b>	
Launch date	9/15/2008			LFDE	
KESt report funds	No			53 avenue d'Iéna, 75 116, Paris	
Business year start	01.10.			France	
Sustainability type	-			<a href="https://www.lfde.com/fr-fr/">https://www.lfde.com/fr-fr/</a>	
Fund manager	Alvaro Ruiz-Navajas, Pierre Schang				

Performance	1M	6M	YTD	1Y	2Y	3Y	5Y	Since start
Performance	+9.26%	+2.20%	+11.92%	+18.24%	+25.29%	-1.19%	+19.10%	+37.81%
Performance p.a.	-	-	-	+18.18%	+11.93%	-0.40%	+3.55%	+4.49%
Sharpe ratio	10.43	0.06	0.60	0.71	0.36	-0.13	0.01	0.04
Volatility	18.26%	19.08%	20.28%	21.16%	23.96%	27.24%	32.99%	30.20%
Worst month	-	-5.26%	-5.93%	-5.93%	-11.26%	-12.06%	-14.04%	-14.04%
Best month	-	7.30%	15.02%	15.02%	15.02%	15.02%	42.93%	42.93%
Maximum loss	-2.91%	-18.77%	-18.77%	-18.77%	-25.34%	-40.76%	-41.98%	-

Distribution permission

Germany, Switzerland, Czech Republic

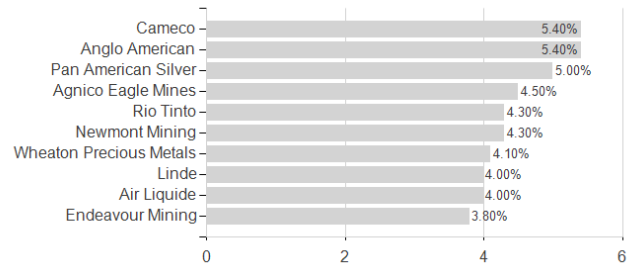
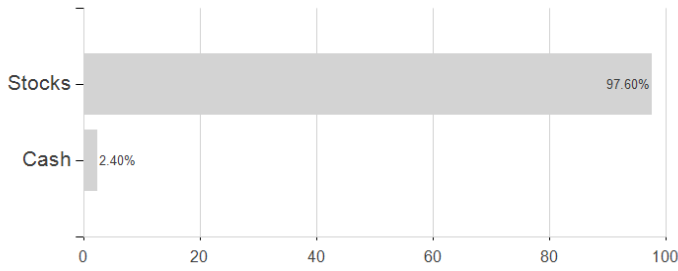
<sup>1</sup> Important note on update status: The displayed date refers exclusively to the calculation of the NAV.  
<sup>2</sup> The Mountain-View Data Fund Rating calculates a comparative ranking for funds using yield, volatility and trend data. For more information visit [MVD Funds Rating](#)  
<sup>3</sup> Displays the Ethical-Dynamical Ratio calculated according to standard criteria. The maximum value is 100. For more information visit [EDA](#)

**TOCQUEVILLE MATERIALS FOR THE FUTURE - S-ANTEIL / FR0013245354 / A2JAWF / LFDE**

Assessment Structure

Assets

Largest positions



Countries

Branches

Currencies

