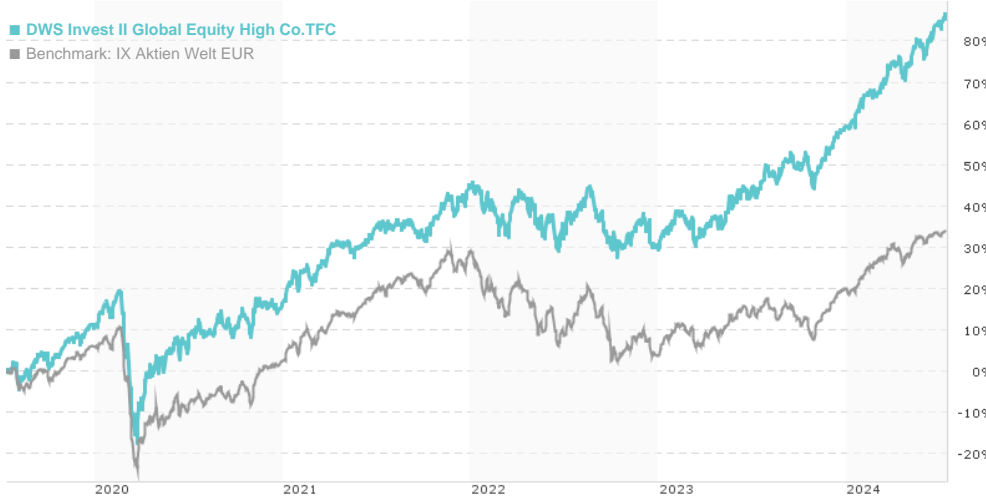


DWS Invest II Global Equity High Co.TFC / LU1663960265 / DWS2R4 / DWS Investment SA

Last 07/11/2024 <sup>1</sup>	Region	Branch	Type of yield	Type
217.16 EUR	Worldwide	Mixed Sectors	reinvestment	Equity Fund

■ DWS Invest II Global Equity High Co.TFC  
■ Benchmark: IX Aktien Welt EUR



Risk key figures

SRI	1	2	3	4	5	6	7
Mountain-View Funds Rating <sup>2</sup>	EDA <sup>3</sup>						
	64						

Yearly Performance

2023	+22.98%
2022	-10.58%
2021	+24.38%
2020	+5.52%
2019	+34.54%

Master data		Conditions		Other figures	
Fund type	Single fund	Issue surcharge	0.00%	Minimum investment	UNT 0
Category	Equity	Planned administr. fee	0.00%	Savings plan	-
Sub category	Mixed Sectors	Deposit fees	0.00%	UCITS / OGAW	Yes
Fund domicile	Luxembourg	Redemption charge	0.00%	Performance fee	0.00%
Tranch volume	(07/11/2024) EUR 0.539 mill.	Ongoing charges	-	Redeployment fee	0.00%
Total volume	(05/31/2024) EUR 400.54 mill.	Dividends		Investment company	
Launch date	1/15/2018	DWS Investment SA			
KESt report funds	Yes	Mainzer Landstraße 11-17, 60329, Frankfurt am Main			
Business year start	01.01.	Germany			
Sustainability type	-	https://www.dws.de			
Fund manager	Koettner, Andre				

Performance	1M	6M	YTD	1Y	2Y	3Y	5Y	Since start
Performance	+3.57%	+16.18%	+17.06%	+30.84%	+34.46%	+37.84%	+86.82%	+117.16%
Performance p.a.	-	-	-	+30.75%	+15.94%	+11.29%	+13.30%	+12.69%
Sharpe ratio	7.18	3.55	3.64	3.09	1.13	0.64	0.65	0.62
Volatility	6.90%	8.85%	8.64%	8.77%	10.83%	11.84%	14.90%	14.47%
Worst month	-	-0.10%	-0.10%	-3.90%	-6.47%	-6.47%	-9.54%	-9.54%
Best month	-	5.17%	5.17%	6.23%	6.23%	6.23%	10.57%	10.57%
Maximum loss	-0.96%	-3.21%	-3.21%	-5.76%	-11.81%	-12.67%	-30.85%	-

Distribution permission

Austria, Germany, Luxembourg

<sup>1</sup> Important note on update status: The displayed date refers exclusively to the calculation of the NAV.

<sup>2</sup> The Mountain-View Data Fund Rating calculates a comparative ranking for funds using yield, volatility and trend data. For more information visit [MVD Funds Rating](#)

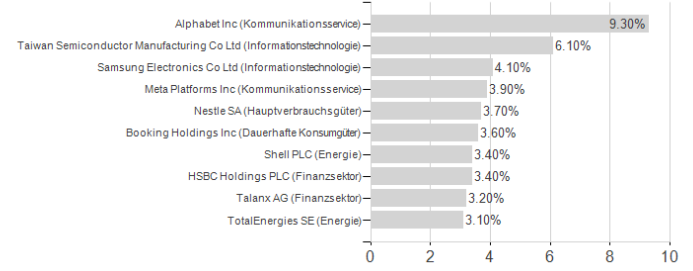
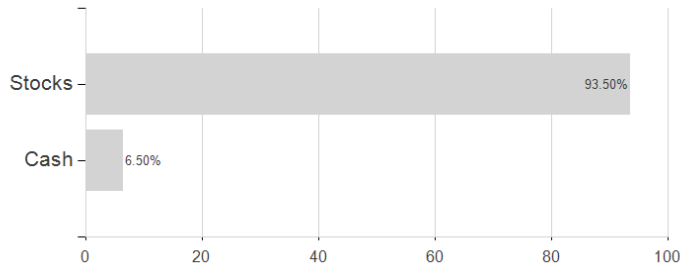
<sup>3</sup> Displays the Ethical-Dynamical Ratio calculated according to standard criteria. The maximum value is 100. For more information visit [EDA](#)

**DWS Invest II Global Equity High Co.TFC / LU1663960265 / DWS2R4 / DWS Investment SA**

Assessment Structure

Assets

Largest positions



Countries

Branches

Currencies

