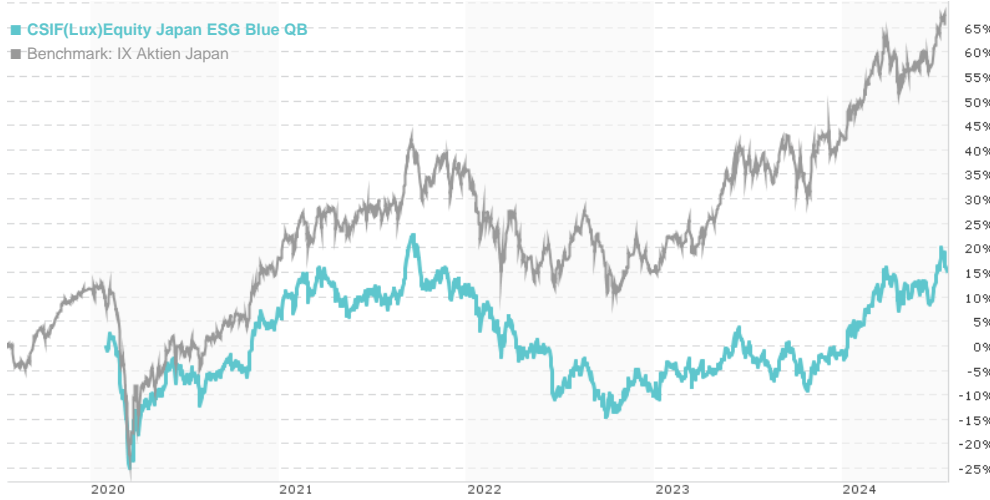


CSIF(Lux)Equity Japan ESG Blue QB / LU2105719731 / A2PYVW / Credit Suisse Fd. M.

Last 07/22/2024 ¹	Country	Branch	Type of yield	Type
1161.69 CHF	Japan	Mixed Sectors	reinvestment	Equity Fund



Risk key figures

SRI	1	2	3	4	5	6	7
Mountain-View Funds Rating ²	EDA ³						
	75						

Yearly Performance

2023	+9.16%
2022	-17.89%
2021	+3.05%
2020	+7.28%

Master data		Conditions		Other figures	
Fund type	Single fund	Issue surcharge	2.00%	Minimum investment	UNT 0
Category	Equity	Planned administr. fee	0.00%	Savings plan	-
Sub category	Mixed Sectors	Deposit fees	0.00%	UCITS / OGAW	Yes
Fund domicile	Luxembourg	Redemption charge	2.00%	Performance fee	0.00%
Tranch volume	(07/22/2024) JPY 29.50 mill.	Ongoing charges	-	Redeployment fee	0.00%
Total volume	(07/22/2024) JPY 79,175.60 mill.	Dividends		Investment company	
Launch date	1/29/2020	Credit Suisse Fd. M.			
KEST report funds	Yes	5, rue Jean Monnet, 2180, Luxembourg			
Business year start	01.01.	Luxembourg			
Sustainability type	Ethics/ecology	https://www.credit-suisse.com			
Fund manager	Credit Suisse Asset Management				

Performance	1M	6M	YTD	1Y	2Y	3Y	5Y	Since start
Performance	+5.70%	+9.70%	+16.69%	+19.10%	+21.47%	+6.17%	-	+15.63%
Performance p.a.	-	-	-	+19.15%	+10.20%	+2.02%	-	+3.30%
Sharpe ratio	6.35	1.00	1.73	0.98	0.40	-0.10	-	-0.02
Volatility	16.11%	16.63%	16.47%	15.88%	16.31%	16.59%	0.00%	17.54%
Worst month	-	-2.61%	-2.61%	-4.96%	-9.35%	-9.35%	-9.35%	-9.35%
Best month	-	6.05%	6.05%	6.05%	6.05%	6.05%	12.33%	12.33%
Maximum loss	-3.86%	-7.64%	-7.64%	-9.90%	-12.57%	-30.19%	0.00%	-

Distribution permission

Austria, Germany, Switzerland

¹ Important note on update status: The displayed date refers exclusively to the calculation of the NAV.

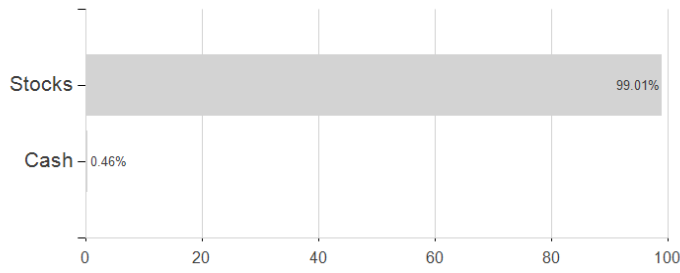
CSIF(Lux)Equity Japan ESG Blue QB / LU2105719731 / A2PYVW / Credit Suisse Fd. M.

2 The Mountain-View Data Fund Rating calculates a comparative ranking for funds using yield, volatility and trend data. For more information visit [MVD Funds Rating](#)

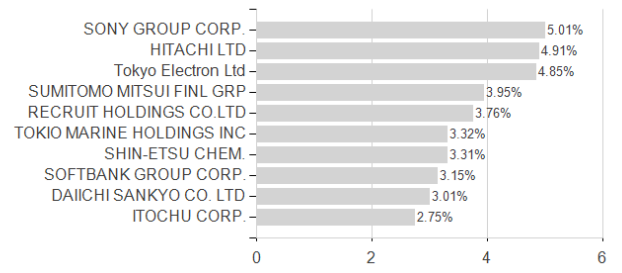
3 Displays the Ethical-Dynamical Ratio calculated according to standard criteria. The maximum value is 100. For more information visit [EDA](#)

Assessment Structure

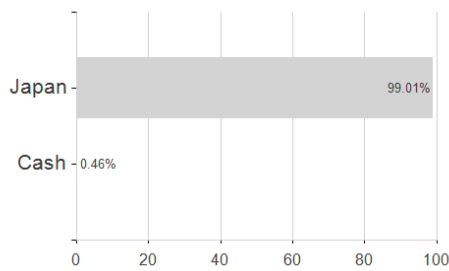
Assets



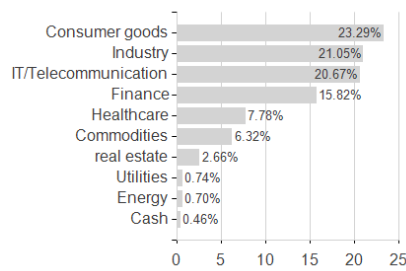
Largest positions



Countries



Branches



Currencies

