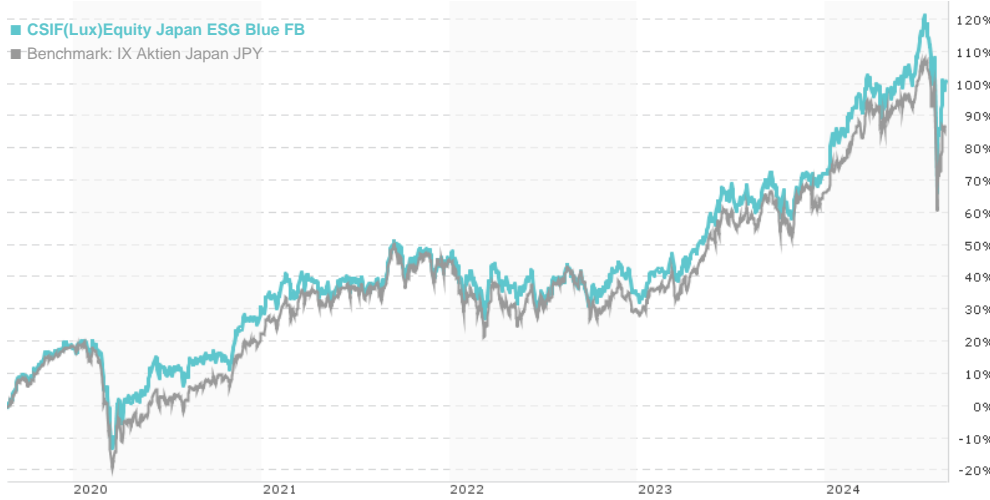


CSIF(Lux)Equity Japan ESG Blue FB / LU1956898578 / A2PFD6 / Credit Suisse Fd. M.

Last 08/22/2024 ¹	Country	Branch	Type of yield	Type
18957.00 JPY	Japan	Mixed Sectors	reinvestment	Equity Fund



Risk key figures

SRI	1	2	3	4	5	6	7
Mountain-View Funds Rating ²	EDA ³						
	74						

Yearly Performance

2023	+28.20%
2022	-7.37%
2021	+11.49%
2020	+10.23%

Master data	Conditions	Other figures
-------------	------------	---------------

Fund type	Single fund	Issue surcharge	2.00%	Minimum investment	UNT 0
Category	Equity	Planned administr. fee	0.00%	Savings plan	-
Sub category	Mixed Sectors	Deposit fees	0.00%	UCITS / OGAW	Yes
Fund domicile	Luxembourg	Redemption charge	2.00%	Performance fee	0.00%
Tranch volume	(08/22/2024) JPY 2,763.39 mill.	Ongoing charges	-	Redeployment fee	0.00%
Total volume	(08/22/2024) JPY 92,085.71 mill.	Dividends		Investment company	
Launch date	3/14/2019	Credit Suisse Fd. M.			
KESr report funds	Yes	5, rue Jean Monnet, 2180, Luxembourg			
Business year start	01.01.	Luxembourg			
Sustainability type	Ethics/ecology	https://www.credit-suisse.com			
Fund manager	Credit Suisse Asset Management				

Performance	1M	6M	YTD	1Y	2Y	3Y	5Y	Since start
Performance	-5.26%	+4.42%	+16.40%	+23.78%	+40.39%	+45.43%	+98.67%	+89.57%
Performance p.a.	-	-	-	+23.71%	+18.46%	+13.30%	+14.70%	+12.47%
Sharpe ratio	-0.82	0.19	0.88	0.88	0.77	0.52	0.61	0.49
Volatility	61.67%	29.24%	26.54%	23.10%	19.42%	18.86%	18.46%	18.10%
Worst month	-	-3.70%	-3.70%	-3.70%	-6.15%	-6.15%	-10.01%	-10.01%
Best month	-	3.66%	7.88%	7.88%	7.88%	7.88%	13.44%	13.44%
Maximum loss	-21.54%	-24.95%	-24.95%	-24.95%	-24.95%	-24.95%	-27.70%	-

Distribution permission

Austria, Germany, Switzerland, Luxembourg

¹ Important note on update status: The displayed date refers exclusively to the calculation of the NAV.

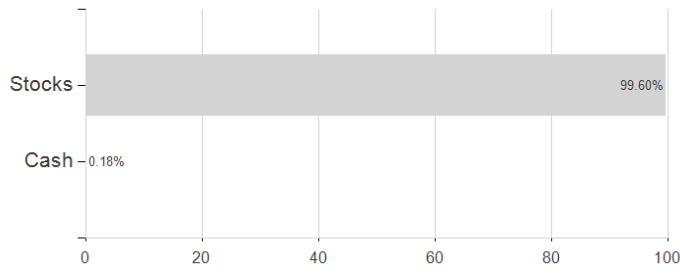
CSIF(Lux)Equity Japan ESG Blue FB / LU1956898578 / A2PFD6 / Credit Suisse Fd. M.

2 The Mountain-View Data Fund Rating calculates a comparative ranking for funds using yield, volatility and trend data. For more information visit [MVD Funds Rating](#)

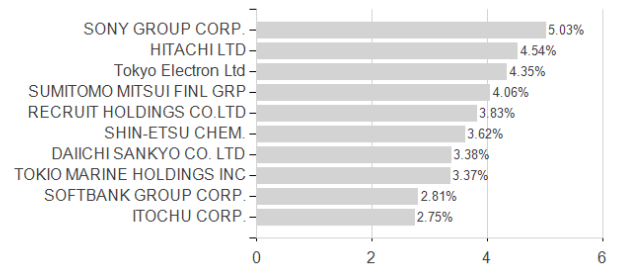
3 Displays the Ethical-Dynamical Ratio calculated according to standard criteria. The maximum value is 100. For more information visit [EDA](#)

Assessment Structure

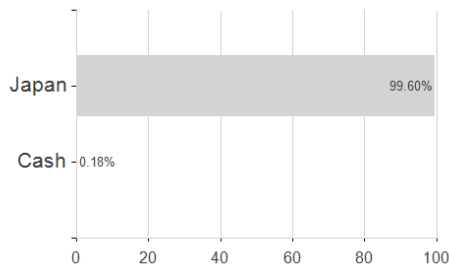
Assets



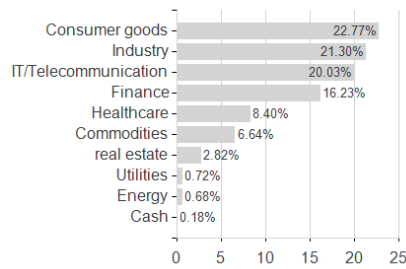
Largest positions



Countries



Branches



Currencies

