

LO Fds.Asia Val.Bd.MA Sy.H CHF / LU1480987194 / A2ARVV / Lombard Odier F.(EU)

Last 11/04/2024 ¹	Region	Branch	Type of yield	Type
10.17 CHF	Asia/Pacific	Bonds: Mixed	reinvestment	Fixed-Income Fund



Risk key figures

SRI	1	2	3	4	5	6	7
Mountain-View Funds Rating ²	EDA ³						77

Yearly Performance

2023	+3.73%
2022	-20.36%
2021	-6.27%
2020	+5.00%
2019	+14.73%

Master data		Conditions		Other figures	
Fund type	Single fund	Issue surcharge	5.00%	Minimum investment	EUR 3,000.00
Category	Bonds	Planned administr. fee	0.00%	Savings plan	-
Sub category	Bonds: Mixed	Deposit fees	0.00%	UCITS / OGAW	Yes
Fund domicile	Luxembourg	Redemption charge	0.00%	Performance fee	0.00%
Tranch volume	(11/04/2024) USD 27.45 mill.	Ongoing charges	-	Redeployment fee	0.00%
Total volume	(11/04/2024) USD 2,249.22 mill.	Dividends		Investment company	
Launch date	12/9/2016	Lombard Odier F.(EU)			
KEST report funds	Yes	291, route d'Arlon, L-1150, Luxembourg			
Business year start	01.10.	Luxembourg			
Sustainability type	-	https://www.lombardodier.com			
Fund manager	D. Bajaj, N. Sunil				

Performance	1M	6M	YTD	1Y	2Y	3Y	5Y	Since start
Performance	-1.03%	+5.87%	+9.41%	+18.04%	+32.06%	-9.27%	-10.23%	+1.41%
Performance p.a.	-	-	-	+18.09%	+14.89%	-3.19%	-2.13%	+0.18%
Sharpe ratio	-6.62	2.72	2.06	3.67	1.92	-0.95	-0.77	-0.52
Volatility	2.19%	3.31%	3.98%	4.10%	6.15%	6.63%	6.81%	5.63%
Worst month	-	-1.09%	-2.14%	-2.14%	-3.38%	-7.56%	-16.44%	-16.44%
Best month	-	2.21%	4.10%	5.78%	11.53%	11.53%	11.53%	11.53%
Maximum loss	-1.07%	-1.33%	-2.55%	-2.55%	-12.83%	-32.87%	-36.22%	-

Distribution permission

Austria, Germany, Switzerland, Luxembourg, Czech Republic

¹ Important note on update status: The displayed date refers exclusively to the calculation of the NAV.

² The Mountain-View Data Fund Rating calculates a comparative ranking for funds using yield, volatility and trend data. For more information visit [MVD Funds Rating](#)

DISCLAIMER: The information on this page are for informational purposes only and should neither an offer to sell nor a solicitation for the purchase of the security or recommendation in favor of the security to be understood. baha GmbH assumes no liability despite thorough searches for the accuracy of the data.

Funds data from: www.mountain-view.com. Fact Sheet created by: www.baha.com

LO Fds.Asia Val.Bd.MA Sy.H CHF / LU1480987194 / A2ARVV / Lombard Odier F.(EU)

Investment strategy

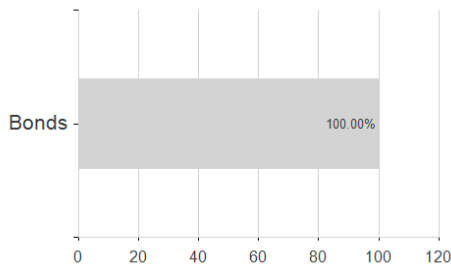
The Investment Manager will use its discretion with regard to the selection of instruments, markets (including emerging markets), maturity and currencies. The allocation is dynamic and flexible, based on ongoing market opportunity / risk. The Investment Manager may invest in Asian or emerging markets currencies bonds and not fully hedge the currency exposure, this will increase the volatility and the risk of the Sub-Fund. The use of derivatives is used for hedging and efficient of portfolio management but not as part of investment strategy.

Investment goal

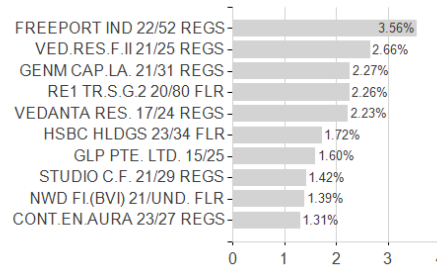
The Sub-Fund is actively managed. The JP Morgan Asia Credit TR index is used for performance comparison as well as internal risk monitoring purposes, without implying any particular constraints to the Sub-Fund's investments. Securities targeted by the Sub-Fund can be similar to those of the index to an extent that varies overtime but their weighting is expected to materially differ. The performance of the Sub-Fund may deviate materially from that of the index. The Sub-Fund invests mainly in bonds, other fixed or floating rate debt securities and convertible bonds of sovereign and corporate issuers having their main activity in Asia-Pacific (including Japan).

Assessment Structure

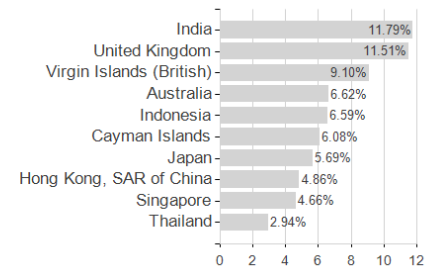
Assets



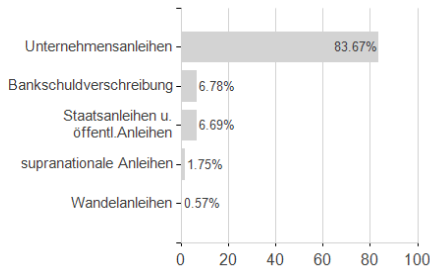
Largest positions



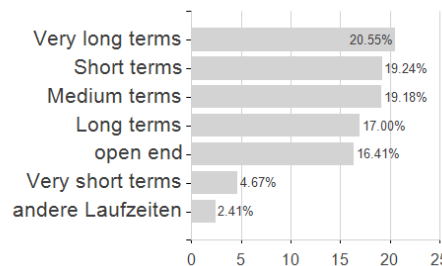
Countries



Issuer



Duration



Currencies

