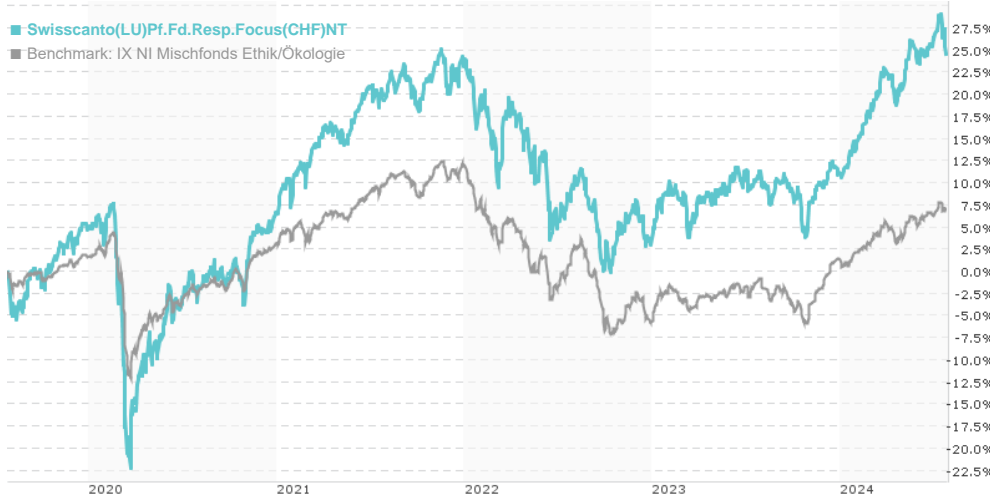


Swisscanto(LU)Pf.Fd.Resp.Focus(CHF)NT / LU1950833639 / A2PFU7 / Swisscanto AM Int.

|                              |           |                         |               |            |
|------------------------------|-----------|-------------------------|---------------|------------|
| Last 07/25/2024 <sup>1</sup> | Region    | Branch                  | Type of yield | Type       |
| 128.38 CHF                   | Worldwide | Mixed Fund/Focus Equity | reinvestment  | Mixed Fund |



Risk key figures

|                                         |   |   |   |   |   |   |                  |
|-----------------------------------------|---|---|---|---|---|---|------------------|
| SRI                                     | 1 | 2 | 3 | 4 | 5 | 6 | 7                |
| Mountain-View Funds Rating <sup>2</sup> |   |   |   |   |   |   | EDA <sup>3</sup> |
|                                         |   |   |   |   |   |   | 72               |

Yearly Performance

|      |         |
|------|---------|
| 2023 | +7.90%  |
| 2022 | -16.39% |
| 2021 | +15.47% |
| 2020 | +1.93%  |

| Master data         |                               | Conditions                           |       | Other figures      |       |
|---------------------|-------------------------------|--------------------------------------|-------|--------------------|-------|
| Fund type           | Single fund                   | Issue surcharge                      | 3.00% | Minimum investment | UNT 0 |
| Category            | Mixed Fund                    | Planned administr. fee               | 0.00% | Savings plan       | -     |
| Sub category        | Mixed Fund/Focus Equity       | Deposit fees                         | 0.00% | UCITS / OGAW       | Yes   |
| Fund domicile       | Luxembourg                    | Redemption charge                    | 0.00% | Performance fee    | 0.00% |
| Tranch volume       | (07/25/2024) CHF 7.78 mill.   | Ongoing charges                      | -     | Redeployment fee   | 0.00% |
| Total volume        | (07/25/2024) CHF 189.21 mill. | Dividends                            |       | Investment company |       |
| Launch date         | 3/6/2019                      | Swisscanto AM Int.                   |       |                    |       |
| KESt report funds   | No                            | Rue de Bitbourg 19, 1273, Luxembourg |       |                    |       |
| Business year start | 01.04.                        | Luxembourg                           |       |                    |       |
| Sustainability type | Ethics/ecology                | https://www.swisscanto.lu            |       |                    |       |
| Fund manager        | Zürcher Kantonalbank          |                                      |       |                    |       |

| Performance      | 1M     | 6M     | YTD     | 1Y      | 2Y      | 3Y      | 5Y      | Since start |
|------------------|--------|--------|---------|---------|---------|---------|---------|-------------|
| Performance      | -0.83% | +9.42% | +12.09% | +12.47% | +14.70% | +3.74%  | +25.18% | +28.38%     |
| Performance p.a. | -      | -      | -       | +12.43% | +7.09%  | +1.23%  | +4.59%  | +4.74%      |
| Sharpe ratio     | -1.48  | 2.18   | 2.67    | 1.20    | 0.40    | -0.25   | 0.08    | 0.09        |
| Volatility       | 9.04%  | 7.39%  | 7.09%   | 7.32%   | 8.57%   | 9.85%   | 11.90%  | 11.63%      |
| Worst month      | -      | -1.93% | -1.93%  | -3.73%  | -6.92%  | -7.18%  | -10.99% | -10.99%     |
| Best month       | -      | 4.42%  | 4.42%   | 4.42%   | 5.55%   | 5.55%   | 8.62%   | 8.62%       |
| Maximum loss     | -3.40% | -3.48% | -3.48%  | -6.71%  | -10.52% | -20.24% | -27.88% | -           |

Distribution permission

Austria, Germany, Switzerland, Luxembourg

<sup>1</sup> Important note on update status: The displayed date refers exclusively to the calculation of the NAV.

<sup>2</sup> The Mountain-View Data Fund Rating calculates a comparative ranking for funds using yield, volatility and trend data. For more information visit [MVD Funds Rating](#)

<sup>3</sup> Displays the Ethical-Dynamical Ratio calculated according to standard criteria. The maximum value is 100. For more information visit [EDA](#)

Swisscanto(LU)Pf.Fd.Resp.Focus(CHF)NT / LU1950833639 / A2PFU7 / Swisscanto AM Int.

Investment strategy

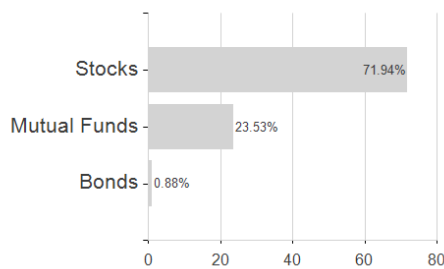
The securities are selected on a discretionary basis using a consistent investment process (active management). With regard to portfolio composition, the selection of stocks and the associated weightings are focused on companies from the tailored benchmark index. The portfolio composition may deviate considerably from this benchmark index. The composition is set out in the sales prospectus. The investment policy is to outperform the benchmark index. The Asset Manager may at any time deviate - significantly or insignificantly, positively or negatively - from the benchmark index by actively overweighting or underweighting individual securities and sectors based on market conditions and risk assessments.

Investment goal

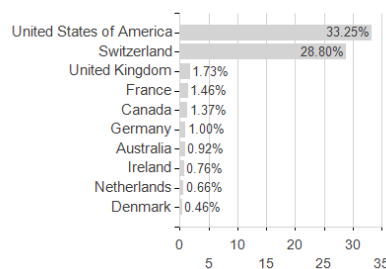
The investment objective is to generate long-term capital growth and an adequate return in CHF by investing primarily in shares worldwide. The fund invests in shares, bonds and money market instruments. The equities portion is between 55% and 100%. Up to 50% of the investments can be made indirectly (via target funds). The target funds are selected in accordance with the requirements set out in the prospectus. At least 2/3 of the investments are selected by systematically taking into account ESG criteria in accordance with responsibility requirements. The fund is classified under Article 8 of Regulation (EU) 2019/2088 of the European Parliament and of the Council of 27 November 2019 on sustainability-related disclosures in the financial services sector («SFDR»).

Assessment Structure


Assets



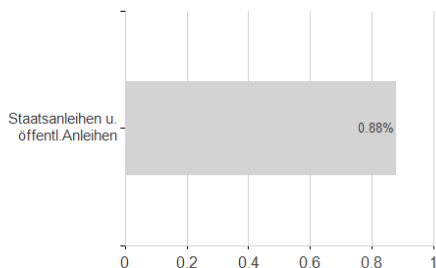
Countries



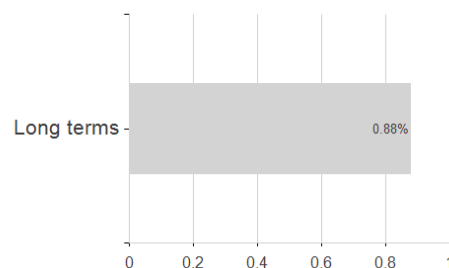
Largest positions



Issuer



Duration



Currencies

