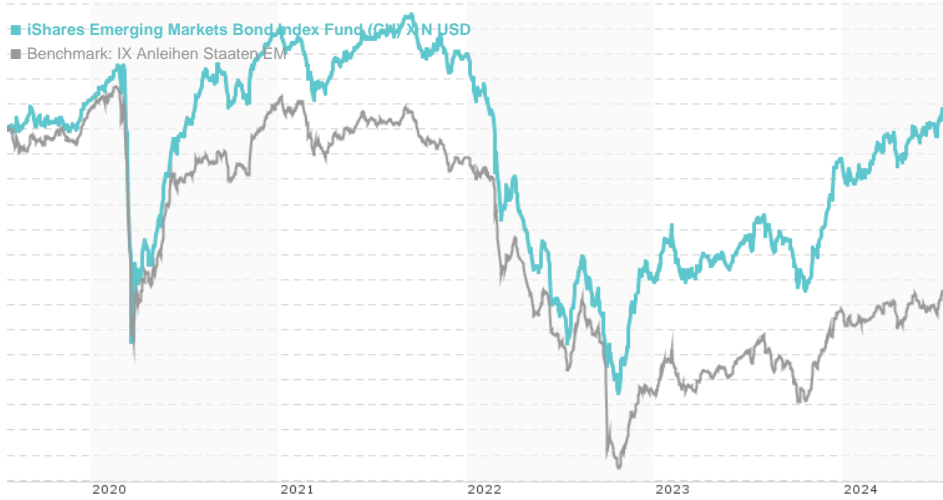


iShares Emerging Markets Bond Index Fund (CH) X N USD / CH0401030827 / BIFS06 / BlackRock AM (CH)

Last 07/19/2024 ¹	Region	Branch	Type of yield	Type
1143.16 USD	Emerging Markets	Government Bonds	reinvestment	Fixed-Income Fund



Risk key figures

SRI 1 2 3 4 5 6 7

Mountain-View Funds Rating² EDA³

▲▲▲▲▲▲

Yearly Performance

2023	+11.19%
2022	-17.20%
2021	-1.77%
2020	+5.52%
2019	+14.99%

Master data		Conditions		Other figures	
Fund type	Single fund	Issue surcharge	6.00%	Minimum investment	UNT 0
Category	Bonds	Planned administr. fee	0.00%	Savings plan	-
Sub category	Government Bonds	Deposit fees	0.00%	UCITS / OGAW	-
Fund domicile	Switzerland	Redemption charge	6.00%	Performance fee	0.00%
Tranch volume	-	Ongoing charges	-	Redeployment fee	0.00%
Total volume	(07/19/2024) USD 1,166.94 mill.	Dividends		Investment company	
Launch date	9/6/2018	BlackRock AM (CH)			
KEST report funds	No	Bahnhofstrasse 39, 8001, Zürich			
Business year start	01.08.	Switzerland			
Sustainability type	-	https://www.blackrock.com			
Fund manager	John Hutson				

Performance	1M	6M	YTD	1Y	2Y	3Y	5Y	Since start
Performance	+0.82%	+5.61%	+3.66%	+8.89%	+20.95%	-6.21%	+1.48%	+14.32%
Performance p.a.	-	-	-	+8.87%	+9.96%	-2.11%	+0.29%	+2.31%
Sharpe ratio	1.55	1.61	0.60	0.87	0.93	-0.82	-0.44	-0.19
Volatility	4.60%	4.89%	5.23%	5.95%	6.80%	7.04%	7.78%	7.32%
Worst month	-	-2.02%	-2.02%	-2.61%	-6.39%	-6.57%	-13.72%	-13.72%
Best month	-	2.09%	4.72%	5.62%	7.58%	7.58%	7.58%	7.58%
Maximum loss	-1.10%	-2.65%	-2.65%	-6.57%	-12.15%	-27.62%	-27.62%	-

Distribution permission

Switzerland

¹ Important note on update status: The displayed date refers exclusively to the calculation of the NAV.

² The Mountain-View Data Fund Rating calculates a comparative ranking for funds using yield, volatility and trend data. For more information visit [MVD Funds Rating](#)

DISCLAIMER: The information on this page are for informational purposes only and should neither an offer to sell nor a solicitation for the purchase of the security or recommendation in favor of the security to be understood. baha GmbH assumes no liability despite thorough searches for the accuracy of the data.

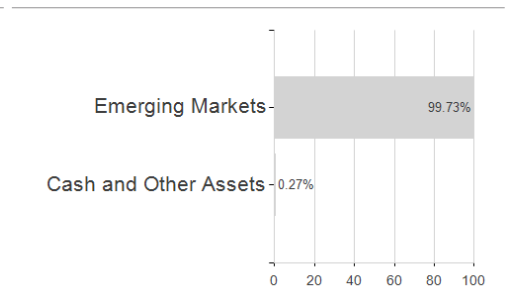
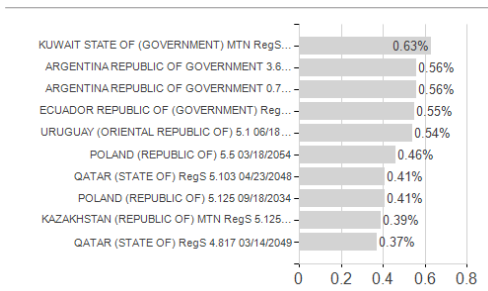
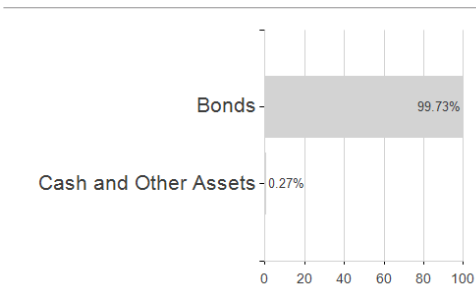
Funds data from: www.mountain-view.com. Fact Sheet created by: www.baha.com

iShares Emerging Markets Bond Index Fund (CH) X N USD / CH0401030827 / BIFS06 / BlackRock AM (CH)

3 Displays the Ethical-Dynamical Ratio calculated according to standard criteria. The maximum value is 100. For more information visit [EDA](#)

Assessment Structure

Assets Largest positions Countries



Rating Issuer Duration

