

Antecedo Enhanced Yield I / DE000A2QCYN9 / A2QCYN / Universal-Investment

| | | | | |
|------------------------------|----------|--------------|-----------------|-------------------|
| Last 08/26/2024 ¹ | Region | Branch | Type of yield | Type |
| 97.98 EUR | Euroland | Bonds: Mixed | paying dividend | Fixed-Income Fund |



Risk key figures

| | | | | | | | |
|-----|---|---|---|---|---|---|---|
| SRI | 1 | 2 | 3 | 4 | 5 | 6 | 7 |
|-----|---|---|---|---|---|---|---|

Mountain-View Funds Rating² EDA³



Yearly Performance

| | |
|------|--------|
| 2023 | +4.16% |
| 2022 | -9.71% |

| Master data | | Conditions | | Other figures | |
|---------------------|------------------------------|------------------------|-------|--|---------------|
| Fund type | Single fund | Issue surcharge | 0.00% | Minimum investment | EUR 10,000.00 |
| Category | Bonds | Planned administr. fee | 0.00% | Savings plan | - |
| Sub category | Bonds: Mixed | Deposit fees | 0.08% | UCITS / OGAW | Yes |
| Fund domicile | Germany | Redemption charge | 0.00% | Performance fee | 0.00% |
| Tranch volume | (08/26/2024) EUR 14.71 mill. | Ongoing charges | - | Redeployment fee | 0.00% |
| Total volume | (08/26/2024) EUR 15.64 mill. | Dividends | | Investment company | |
| Launch date | 2/1/2021 | | | Universal-Investment | |
| KESt report funds | No | | | Theodor-Heuss-Allee 70, 60486, Frankfurt am Main | |
| Business year start | 01.01. | | | Germany | |
| Sustainability type | - | | | https://www.universal-investment.com | |
| Fund manager | - | | | | |

| Performance | 1M | 6M | YTD | 1Y | 2Y | 3Y | 5Y | Since start |
|------------------|--------|--------|--------|--------|--------|---------|-------|-------------|
| Performance | +0.95% | +2.47% | +2.54% | +5.76% | +4.36% | -3.06% | - | -0.51% |
| Performance p.a. | - | - | - | +5.78% | +2.15% | -1.03% | - | -0.15% |
| Sharpe ratio | 2.78 | 0.35 | 0.10 | 0.53 | -0.29 | -0.98 | - | -0.81 |
| Volatility | 2.96% | 4.20% | 4.36% | 4.31% | 4.81% | 4.65% | 0.00% | 4.55% |
| Worst month | - | -1.93% | -1.93% | -1.93% | -3.38% | -3.38% | 0.00% | -3.38% |
| Best month | - | 2.27% | 2.27% | 2.54% | 2.54% | 2.54% | 0.00% | 2.54% |
| Maximum loss | -0.70% | -2.11% | -2.11% | -2.56% | -4.69% | -11.20% | 0.00% | - |

Distribution permission

Germany

¹ Important note on update status: The displayed date refers exclusively to the calculation of the NAV.

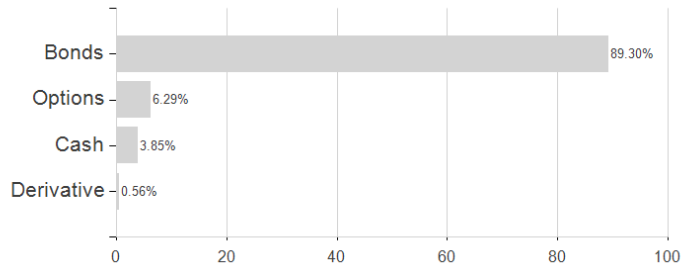
² The Mountain-View Data Fund Rating calculates a comparative ranking for funds using yield, volatility and trend data. For more information visit [MVD Funds Rating](#)

³ Displays the Ethical-Dynamical Ratio calculated according to standard criteria. The maximum value is 100. For more information visit [EDA](#)

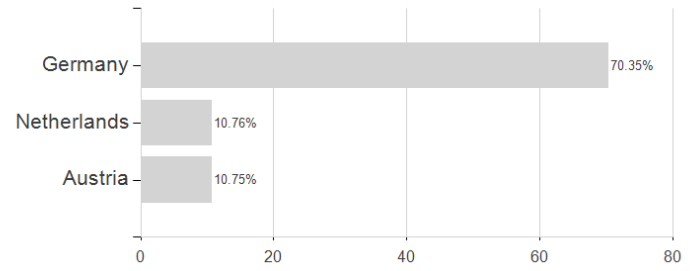
Antecedo Enhanced Yield I / DE000A2QCYN9 / A2QCYN / Universal-Investment

Assessment Structure

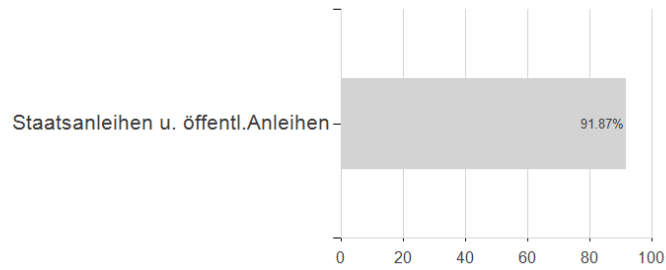
Assets



Countries



Issuer



Duration

