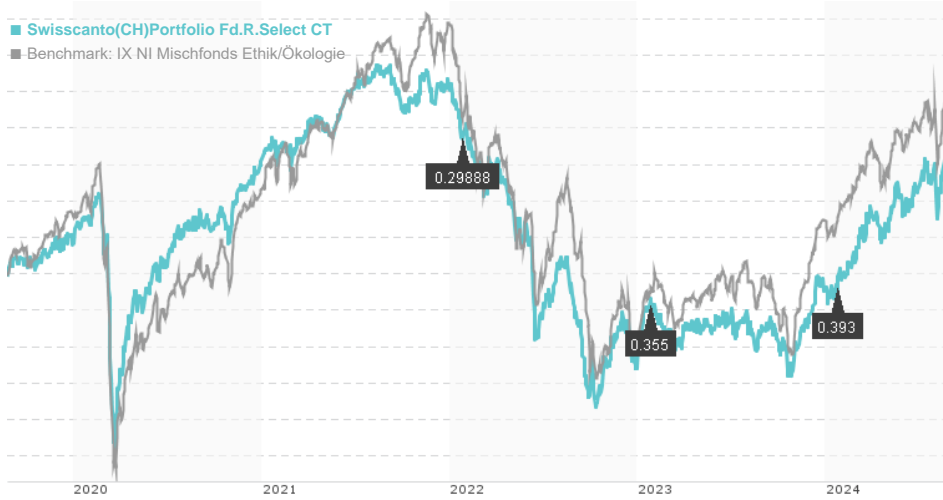


Swisscanto(CH)Portfolio Fd.R.Select CT / CH0378734872 / A2DWR6 / Swisscanto Fondsl.

Last 08/22/2024 <sup>1</sup>	Region	Branch	Type of yield	Type
106.88 CHF	Worldwide	Mixed Fund/Focus Bonds	reinvestment	Mixed Fund



Risk key figures

SRI	1	2	3	4	5	6	7
Mountain-View Funds Rating <sup>2</sup>	EDA <sup>3</sup>						
	74						

Yearly Performance

2023	+4.45%
2022	-13.86%
2021	+3.54%
2020	+4.57%
2019	+8.16%

Master data		Conditions		Other figures	
Fund type	Single fund	Issue surcharge	2.50%	Minimum investment	UNT 0
Category	Mixed Fund	Planned administr. fee	0.00%	Savings plan	-
Sub category	Mixed Fund/Focus Bonds	Deposit fees	0.00%	UCITS / OGAW	-
Fund domicile	Switzerland	Redemption charge	1.00%	Performance fee	0.00%
Tranch volume	(08/22/2024) CHF 12.07 mill.	Ongoing charges	-	Redeployment fee	0.00%
Total volume	(08/22/2024) CHF 822.24 mill.	Dividends		Investment company	
Launch date	11/16/2017	23.01.2024	0.39 CHF	Swisscanto Fondsl.	
KESt report funds	No	24.01.2023	0.36 CHF	Bahnhofstraße 9, 8001, Zürich	
Business year start	01.10.	25.01.2022	0.30 CHF	Switzerland	
Sustainability type	Ethics/ecology	19.01.2021	0.30 CHF	https://www.swisscanto.ch	
Fund manager	Zürcher Kantonalbank				

Performance	1M	6M	YTD	1Y	2Y	3Y	5Y	Since start
Performance	+0.58%	+5.13%	+6.90%	+10.38%	+6.53%	-4.67%	+5.56%	+8.27%
Performance p.a.	-	-	-	+10.35%	+3.21%	-1.58%	+1.09%	+1.18%
Sharpe ratio	0.40	1.11	1.26	1.18	-0.06	-0.90	-0.42	-0.45
Volatility	8.83%	6.32%	5.99%	5.79%	5.82%	5.70%	5.78%	5.28%
Worst month	-	-1.03%	-1.03%	-1.26%	-4.57%	-4.58%	-6.31%	-6.31%
Best month	-	2.83%	2.83%	2.83%	3.52%	3.52%	4.53%	4.53%
Maximum loss	-2.84%	-3.12%	-3.12%	-3.34%	-6.80%	-16.85%	-16.85%	-

Distribution permission

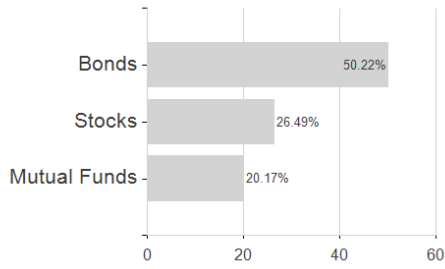
Switzerland

1 Important note on update status: The displayed date refers exclusively to the calculation of the NAV.  
 2 The Mountain-View Data Fund Rating calculates a comparative ranking for funds using yield, volatility and trend data. For more information visit [MVD Funds Rating](#)  
 3 Displays the Ethical-Dynamical Ratio calculated according to standard criteria. The maximum value is 100. For more information visit [EDA](#)

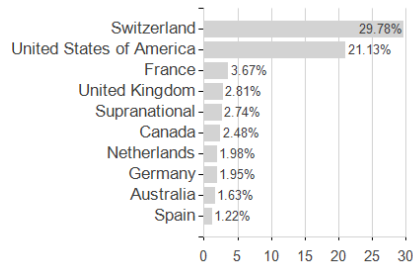
**Swisscanto(CH)Portfolio Fd.R.Select CT / CH0378734872 / A2DWR6 / Swisscanto Fondsl.**

**Assessment Structure**

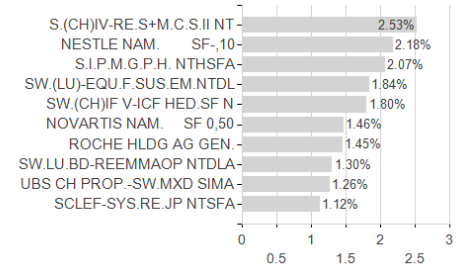
**Assets**



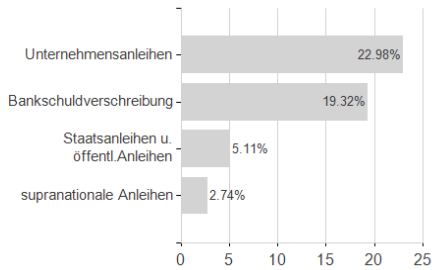
**Countries**



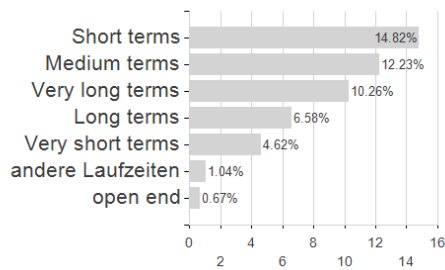
**Largest positions**



**Issuer**



**Duration**



**Currencies**

