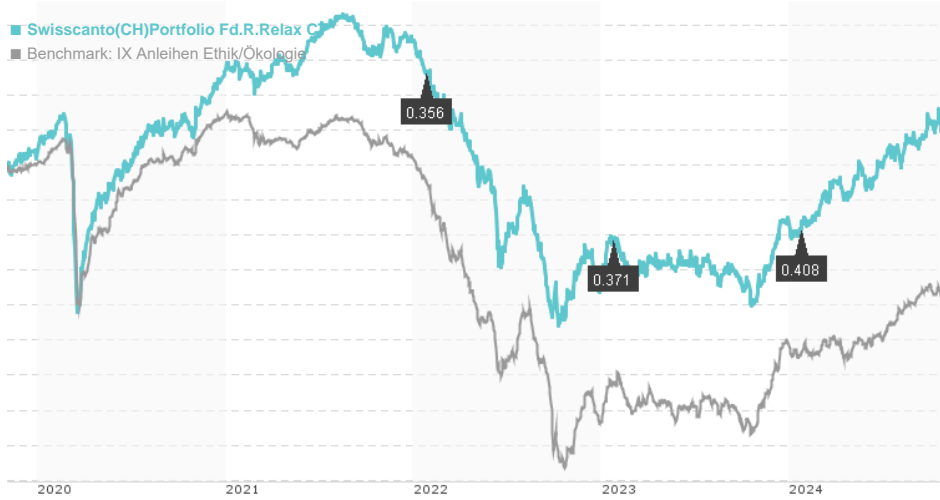


Swisscanto(CH)Portfolio Fd.R.Relax CT / CH0378734898 / A2DWR7 / Swisscanto Fondsl.

Last 11/01/2024 <sup>1</sup>	Region	Branch	Type of yield	Type
104.49 CHF	Worldwide	Bonds: Mixed	reinvestment	Fixed-Income Fund



Risk key figures

SRI	1	2	3	4	5	6	7	
Mountain-View Funds Rating <sup>2</sup>							EDA <sup>3</sup>	75

Yearly Performance

2023	+4.60%
2022	-13.38%
2021	+1.53%
2020	+4.97%
2019	+7.40%

Master data		Conditions		Other figures	
Fund type	Single fund	Issue surcharge	2.50%	Minimum investment	UNT 0
Category	Bonds	Planned administr. fee	0.00%	Savings plan	-
Sub category	Bonds: Mixed	Deposit fees	0.00%	UCITS / OGAW	-
Fund domicile	Switzerland	Redemption charge	1.00%	Performance fee	0.00%
Tranch volume	(11/01/2024) CHF 18.23 mill.	Ongoing charges	-	Redeployment fee	0.00%
Total volume	(10/30/2024) CHF 306.37 mill.	Dividends		Investment company	
Launch date	11/16/2017	23.01.2024	0.41 CHF	Swisscanto Fondsl.	
KESt report funds	No	24.01.2023	0.37 CHF	Bahnhofstraße 9, 8001, Zürich	
Business year start	01.10.	25.01.2022	0.36 CHF	Switzerland	
Sustainability type	Ethics/ecology	19.01.2021	0.39 CHF	https://www.swisscanto.ch	
Fund manager	Zürcher Kantonalbank				

Performance	1M	6M	YTD	1Y	2Y	3Y	5Y	Since start
Performance	-0.59%	+3.65%	+5.16%	+10.05%	+9.95%	-4.19%	+2.18%	+6.04%
Performance p.a.	-	-	-	+10.02%	+4.85%	-1.42%	+0.43%	+0.85%
Sharpe ratio	-1.89	1.03	0.79	1.70	0.41	-0.93	-0.54	-0.50
Volatility	5.18%	4.23%	4.03%	4.10%	4.41%	4.81%	4.83%	4.45%
Worst month	-	-0.49%	-0.95%	-0.95%	-2.43%	-4.31%	-5.75%	-5.75%
Best month	-	1.33%	2.44%	2.48%	2.57%	2.57%	3.45%	3.45%
Maximum loss	-1.28%	-1.62%	-1.62%	-1.62%	-4.14%	-15.80%	-16.33%	-

Distribution permission

Switzerland

<sup>1</sup> Important note on update status: The displayed date refers exclusively to the calculation of the NAV.

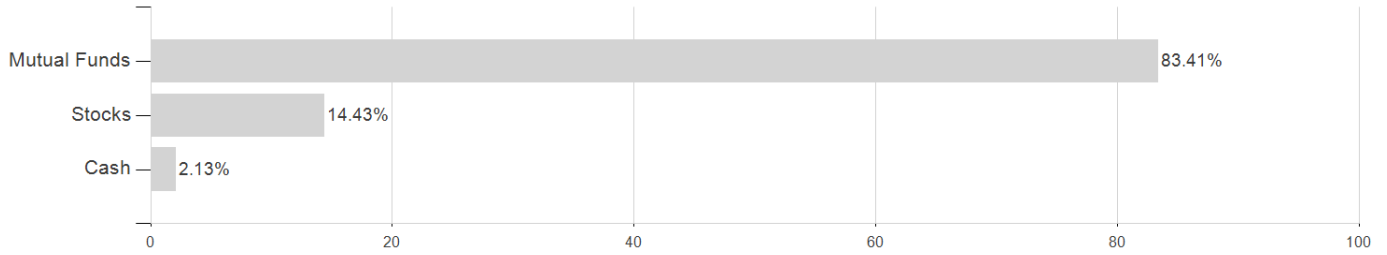
<sup>2</sup> The Mountain-View Data Fund Rating calculates a comparative ranking for funds using yield, volatility and trend data. For more information visit [MVD Funds Rating](#)

<sup>3</sup> Displays the Ethical-Dynamical Ratio calculated according to standard criteria. The maximum value is 100. For more information visit [EDA](#)


**Swisscanto(CH)Portfolio Fd.R.Relax CT / CH0378734898 / A2DWR7 / Swisscanto Fondsl.**

Assessment Structure

Assets



Largest positions



Countries

