

Swisscanto(CH)Portfolio Fd.R.Ambition CT / CH0378734997 / A2DWSA / Swisscanto Fondsl.

Last 10/01/2024 <sup>1</sup>	Region	Branch	Type of yield	Type
119.87 CHF	Worldwide	Multi-asset	reinvestment	Mixed Fund



Risk key figures

SRI	1	2	3	4	5	6	7
Mountain-View Funds Rating <sup>2</sup>	EDA <sup>3</sup>						
	73						

Yearly Performance

2023	+5.49%
2022	-15.15%
2021	+11.31%
2020	+3.53%
2019	+15.10%

Master data		Conditions		Other figures	
Fund type	Single fund	Issue surcharge	2.50%	Minimum investment	UNT 0
Category	Mixed Fund	Planned administr. fee	0.00%	Savings plan	-
Sub category	Multi-asset	Deposit fees	0.00%	UCITS / OGAW	-
Fund domicile	Switzerland	Redemption charge	1.00%	Performance fee	0.00%
Tranch volume	(10/01/2024) CHF 6.50 mill.	Ongoing charges	-	Redeployment fee	0.00%
Total volume	(10/01/2024) CHF 238.18 mill.	Dividends		Investment company	
Launch date	11/16/2017	23.01.2024	0.44 CHF	Swisscanto Fondsl.	
KESt report funds	No	24.01.2023	0.35 CHF	Bahnhofstraße 9, 8001, Zürich	
Business year start	01.10.	25.01.2022	0.39 CHF	Switzerland	
Sustainability type	Ethics/ecology	19.01.2021	0.39 CHF	https://www.swisscanto.ch	
Fund manager	Zürcher Kantonalbank				

Performance	1M	6M	YTD	1Y	2Y	3Y	5Y	Since start
Performance	+1.34%	+3.75%	+12.66%	+14.65%	+20.51%	+3.72%	+20.72%	+21.60%
Performance p.a.	-	-	-	+14.65%	+9.79%	+1.22%	+3.83%	+2.88%
Sharpe ratio	1.87	0.45	1.66	1.40	0.82	-0.23	0.05	-0.04
Volatility	8.37%	9.69%	8.49%	8.16%	7.97%	8.94%	10.40%	9.71%
Worst month	-	-1.48%	-1.48%	-3.08%	-4.01%	-6.49%	-8.60%	-8.60%
Best month	-	2.58%	3.80%	3.80%	4.58%	4.58%	6.73%	6.73%
Maximum loss	-2.06%	-7.21%	-7.21%	-7.21%	-7.21%	-18.97%	-23.91%	-

Distribution permission

Switzerland

<sup>1</sup> Important note on update status: The displayed date refers exclusively to the calculation of the NAV.

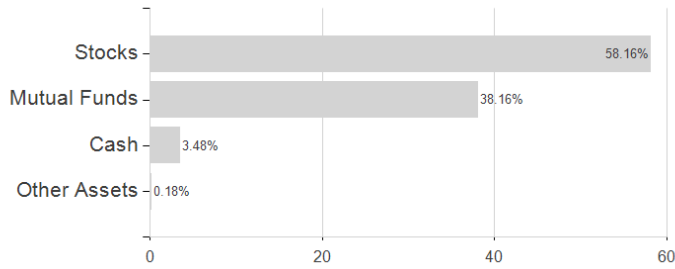
<sup>2</sup> The Mountain-View Data Fund Rating calculates a comparative ranking for funds using yield, volatility and trend data. For more information visit [MVD Funds Rating](#)

<sup>3</sup> Displays the Ethical-Dynamical Ratio calculated according to standard criteria. The maximum value is 100. For more information visit [EDA](#)

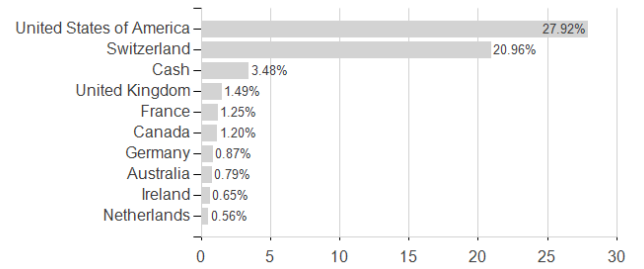
**Swisscanto(CH)Portfolio Fd.R.Ambition CT / CH0378734997 / A2DWSA / Swisscanto Fondsl.**

Assessment Structure


Assets



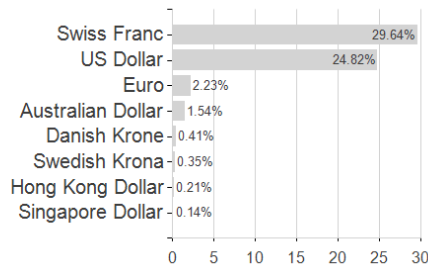
Countries



Largest positions



Currencies



Branches

