

CSIF (CH) Equity EMU FBH / CH0336202780 / A2AQXP / UBS Fund M. (CH)

Utolsó ár 2024.07.10 <sup>1</sup>	Régió	Ágazat	Hozam típusa	Típus
1622,18 CHF	Európa	Vegyes szektorok	Újrabefektetés	Részvény alap



Risk key figures

SRI	1	2	3	4	5	6	7
-----	---	---	---	---	---	---	---

Mountain-View Funds Rating<sup>2</sup> EDA<sup>3</sup>

▲▲▲▲▲▲	65
--------	----

Éves teljesítmény

2023	+14,74%
2022	-11,62%
2021	+22,47%
2020	-1,10%
2019	+25,28%

Törzsadatok		Feltételek		Other figures	
Fund type	Single fund	Kibocsátási felár	5,00%	Minimum befektetés	UNT 0
Kategória	Részvény	Menedzseri díj	0,00%	Megtakarítási terv	-
Sub category	Vegyes szektorok	Deposit fees	0,00%	UCITS / OGAW	-
Származási hely	Svájc	Visszaváltási díj	2,00%	Performance fee	0,00%
Tranch volume	(2024.07.10) EUR 5,34 mill.	Ongoing charges	-	Redeployment fee	0,00%
Total volume	(2024.07.10) EUR 385,31 mill.	<b>Osztalék</b>		<b>Alapkezelő</b>	
Indítás dátuma	2016. 09. 09.	16.04.2024	14,41 CHF	UBS Fund M. (CH)	
KESt jelentés tartalma	Igen	10.05.2023	13,94 CHF	Aeschenplatz 6, 4052, Basel	
Üzleti év kezdete	29.02.	19.05.2022	7,39 CHF	Svájc	
Sustainability type	-	20.05.2021	6,06 CHF	https://www.ubs.com	
Alapkezelő menedzser	CS AM (Schweiz) AG, Index Solutions Team	14.05.2020	9,92 CHF		

Teljesítmény	1H	6H	YTD	1ÉV	2É	3É	5ÉV	Kezdetől
Teljesítmény	-1,45%	+10,15%	+9,01%	+13,94%	+34,76%	+15,79%	+42,89%	+74,83%
Teljesítmény p.a.	-	-	-	+13,90%	+16,08%	+5,01%	+7,39%	+7,39%
Sharpe ráta	-1,39	1,69	1,38	0,93	0,91	0,08	0,19	0,22
Volatilitás	14,37%	10,46%	10,47%	10,99%	13,57%	16,18%	19,09%	16,76%
Legrosszabb hónap	-	-2,63%	-2,63%	-3,47%	-6,22%	-8,93%	-17,28%	-17,28%
Legjobb hónap	-	4,35%	4,35%	7,62%	8,17%	8,17%	17,28%	17,28%
Maximális veszteség	-3,52%	-4,79%	-4,79%	-11,03%	-14,11%	-24,80%	-37,77%	-

Distribution permission

Svájc

1 Important note on update status: The displayed date refers exclusively to the calculation of the NAV.

2 The Mountain-View Data Fund Rating calculates a comparative ranking for funds using yield, volatility and trend data. For more information visit [MVD Funds Rating](#)

3 Displays the Ethical-Dynamical Ratio calculated according to standard criteria. The maximum value is 100. For more information visit [EDA](#)

## CSIF (CH) Equity EMU FBH / CH0336202780 / A2AQXP / UBS Fund M. (CH)

### Befektetési stratégia

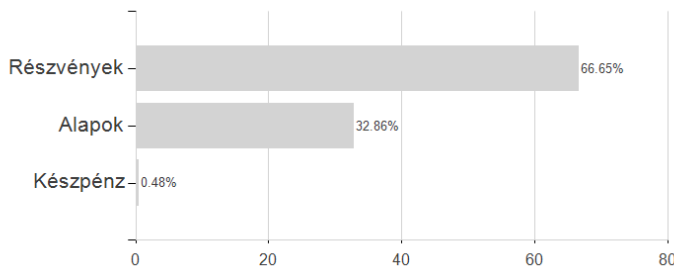
As compared to the full replication method, the optimized sampling method may lead to lower transaction costs in the context of portfolio rebalancing, as well as to higher variability of the difference between the return of the index and the return an investor in the Sub-fund receives. The Sub-fund may also invest in units of passively managed domestic and foreign collective investment schemes, either exchange-listed or unlisted, that are compliant with the investment policy. The Sub-fund may also invest in derivatives (including warrants) on the above investments.

### Befektetési cél

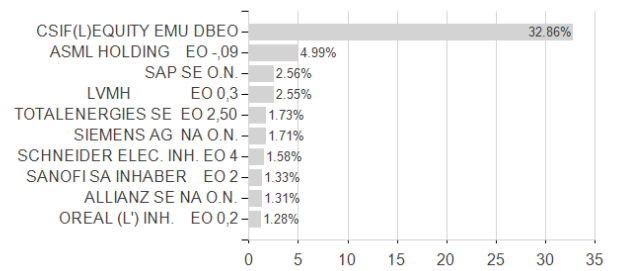
This Index Tracker Sub-fund is passively managed aiming to replicate the performance of the MSCI EMU (NR) Index. In order to achieve such aim, the Sub-fund may use an optimized sampling strategy and invest mainly in a representative selection of equities and equity type securities and rights, including shares, dividend-right certificates, shares in cooperatives, participation certificates, issued by companies which are part of the index.

### Alap struktúra

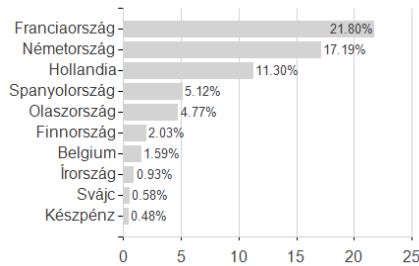
#### Eszközök



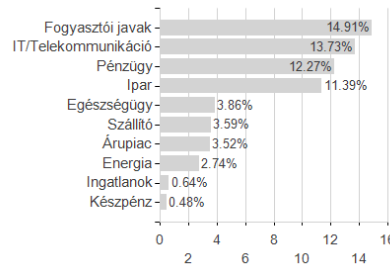
#### Legnagyobb pozíciók



#### Országok



#### Ágazatok



#### Devizák

