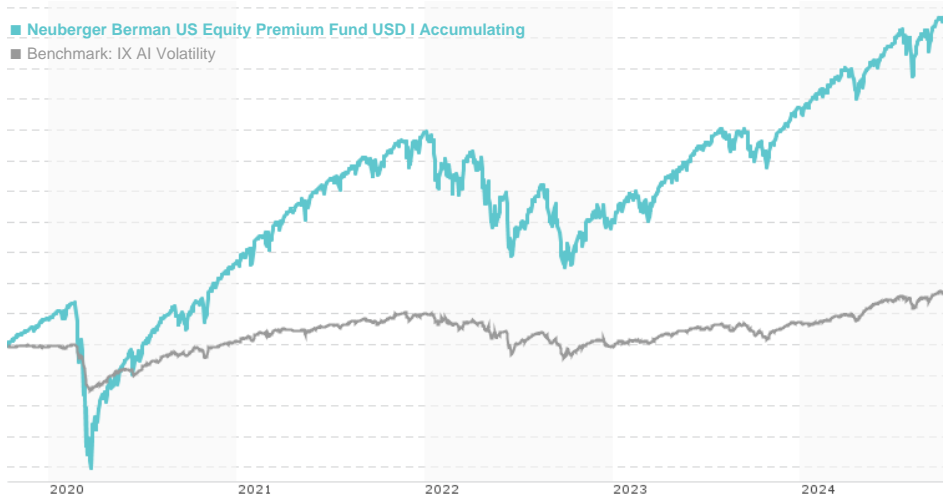


Neuberger Berman US Equity Premium Fund USD I Accumulating / IE00BDDWG831 / A2DHWM / Neuberger Berman

Last 10/10/2024 ¹	Country	Branch	Type of yield	Type
17.54 USD	United States of America	AI Volatility	reinvestment	Alternative Investm.



Risk key figures

SRI	1	2	3	4	5	6	7
-----	---	---	---	---	---	---	---

Mountain-View Funds Rating ²	EDA ³
-	-

Yearly Performance

2023	+15.39%
2022	-10.63%
2021	+18.36%
2020	+8.91%
2019	+15.09%

Master data		Conditions		Other figures	
Fund type	Single fund	Issue surcharge	0.00%	Minimum investment	USD 1,000,000.00
Category	Alternative Investments	Planned administr. fee	0.00%	Savings plan	-
Sub category	AI Volatility	Deposit fees	0.02%	UCITS / OGAW	Yes
Fund domicile	Ireland	Redemption charge	0.00%	Performance fee	0.00%
Tranch volume	(10/10/2024) USD 123.37 mill.	Ongoing charges	-	Redeployment fee	0.00%
Total volume	(10/10/2024) USD 714.65 mill.	Dividends		Investment company	
Launch date	12/30/2016	Neuberger Berman AM			
KESt report funds	Yes	32 Molesworth Street, D02 Y512, Dublin			
Business year start	01.01.	Ireland			
Sustainability type	-	https://www.nb.com			
Fund manager	Derek Devens				

Performance	1M	6M	YTD	1Y	2Y	3Y	5Y	Since start
Performance	+2.75%	+7.02%	+10.87%	+15.85%	+35.24%	+19.00%	+55.08%	+66.57%
Performance p.a.	-	-	-	+15.81%	+16.27%	+5.97%	+9.16%	+7.17%
Sharpe ratio	9.08	1.40	1.57	1.88	1.72	0.27	0.47	0.35
Volatility	3.96%	8.07%	7.04%	6.73%	7.60%	10.16%	12.65%	11.46%
Worst month	-	-2.18%	-2.18%	-2.18%	-2.54%	-6.35%	-9.38%	-9.38%
Best month	-	3.03%	3.03%	3.76%	5.06%	5.06%	6.77%	6.77%
Maximum loss	-0.46%	-5.15%	-5.15%	-5.15%	-5.15%	-16.46%	-25.39%	-

Distribution permission

Austria, Germany

1 Important note on update status: The displayed date refers exclusively to the calculation of the NAV.

2 The Mountain-View Data Fund Rating calculates a comparative ranking for funds using yield, volatility and trend data. For more information visit [MVD Funds Rating](#)

3 Displays the Ethical-Dynamical Ratio calculated according to standard criteria. The maximum value is 100. For more information visit [EDA](#)

Neuberger Berman US Equity Premium Fund USD I Accumulating / IE00BDDWG831 / A2DHWM / Neuberger Berman

Investment strategy

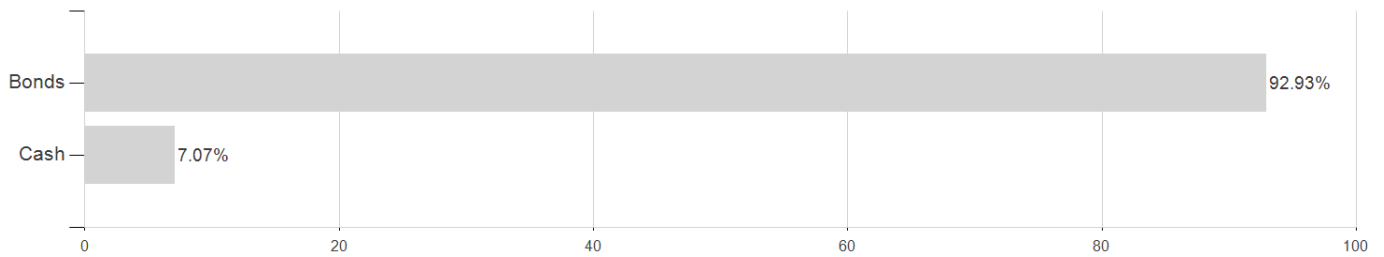
The Fund is obliged to maintain a highly liquid portfolio of fixed income assets to meet its obligations. The Fund may invest up to 30% of its Net Asset Value ("NAV") in securities rated below investment grade. The Fund may also invest in financial derivative instruments that exaggerate the potential returns or potential losses to achieve more growth, reduce risk or increase operational efficiencies. The Fund does not apply the ESG Policy and the Sub-Investment Manager deems Sustainability Risks not to be relevant for the Fund's investment strategy.

Investment goal

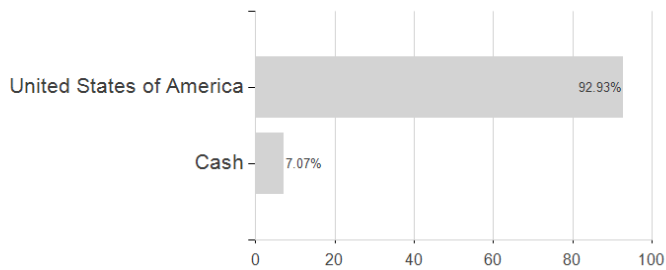
The Fund aims to increase the value of your shares through a combination of growth and income by transacting in financial instruments, such as options, using a put-writing (issuing) strategy on U.S. equity markets including smaller cap securities. A put option is a financial instrument that gives a buyer of the option a right, but not the obligation, to sell an asset at a specified price by a predetermined date to the original seller of the option. The Fund generates a fee when the put option is written. Using this strategy, the Fund is fully exposed to market falls but volatility is generally less than experienced with direct investments in equity indices.

Assessment Structure

Assets



Countries



Duration

