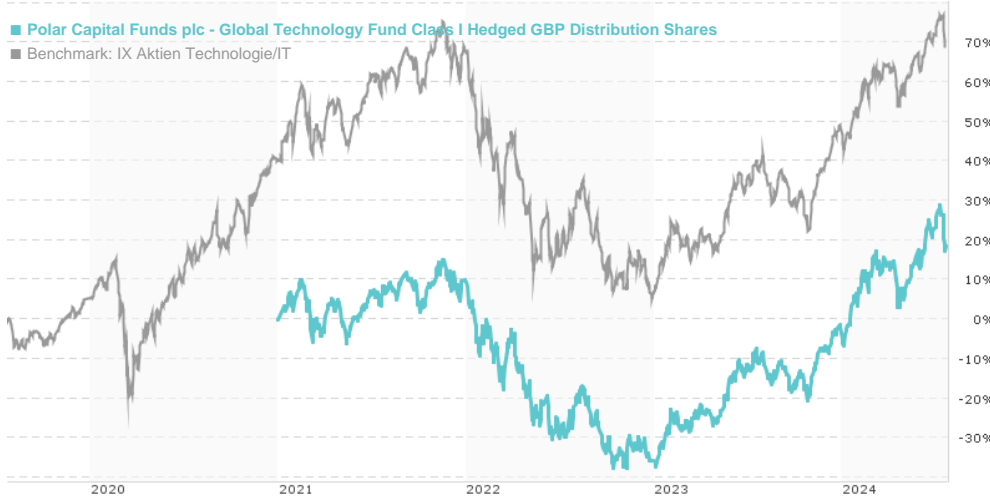


Polar Capital Funds plc - Global Technology Fund Class I Hedged GBP Distribution Shares / IE00BW9HD621 /

| | | | | |
|------------------------------|-----------|-------------------|-----------------|-------------|
| Last 07/22/2024 ¹ | Region | Branch | Type of yield | Type |
| 41.96 GBP | Worldwide | Sector Technology | paying dividend | Equity Fund |



Risk key figures

| | | | | | | | | |
|-----------------------------------------|---|---|---|---|---|---|------------------|----|
| SRI | 1 | 2 | 3 | 4 | 5 | 6 | 7 | |
| Mountain-View Funds Rating ² | | | | | | | EDA ³ | 78 |

Yearly Performance

| | |
|------|---------|
| 2023 | +52.57% |
| 2022 | -41.25% |
| 2021 | +9.45% |

| Master data | | Conditions | | Other figures | |
|---------------------|-------------------------------------------------|------------------------------------|-------|--------------------|------------------|
| Fund type | Single fund | Issue surcharge | 5.00% | Minimum investment | USD 1,000,000.00 |
| Category | Equity | Planned administr. fee | 0.00% | Savings plan | - |
| Sub category | Sector Technology | Deposit fees | 0.00% | UCITS / OGAW | Yes |
| Fund domicile | Ireland | Redemption charge | 0.00% | Performance fee | 10.00% |
| Tranch volume | (07/22/2024) USD 144.26 mill. | Ongoing charges | - | Redeployment fee | 0.00% |
| Total volume | - | Dividends | | Investment company | |
| Launch date | 3/31/2015 | Polar Capital | | | |
| KESt report funds | Yes | 16 Palace Street, SW1E 5JD, London | | | |
| Business year start | 01.01. | United Kingdom | | | |
| Sustainability type | - | https://www.polarcapital.co.uk | | | |
| Fund manager | Nick Evans, Ben Rogoff, Xuesong Zhao, Fatima lu | | | | |

| Performance | 1M | 6M | YTD | 1Y | 2Y | 3Y | 5Y | Since start |
|------------------|--------|---------|---------|---------|---------|---------|-------|-------------|
| Performance | -1.73% | +13.90% | +20.99% | +33.12% | +58.46% | +11.09% | - | +18.67% |
| Performance p.a. | - | - | - | +33.23% | +25.84% | +3.57% | - | +4.92% |
| Sharpe ratio | -1.10 | 1.22 | 1.73 | 1.47 | 0.95 | -0.01 | - | 0.05 |
| Volatility | 21.93% | 21.47% | 21.62% | 20.10% | 23.32% | 25.54% | 0.00% | 24.65% |
| Worst month | - | -6.96% | -6.96% | -6.96% | -12.37% | -14.26% | 0.00% | -14.26% |
| Best month | - | 9.42% | 9.42% | 14.68% | 14.68% | 14.68% | 0.00% | 14.68% |
| Maximum loss | -9.05% | -12.26% | -12.26% | -13.55% | -25.26% | -45.94% | 0.00% | - |

Distribution permission

Austria, Germany, Switzerland

¹ Important note on update status: The displayed date refers exclusively to the calculation of the NAV.

² The Mountain-View Data Fund Rating calculates a comparative ranking for funds using yield, volatility and trend data. For more information visit [MVD Funds Rating](#)

³ Displays the Ethical-Dynamical Ratio calculated according to standard criteria. The maximum value is 100. For more information visit [EDA](#)

Polar Capital Funds plc - Global Technology Fund Class I Hedged GBP Distribution Shares / IE00BW9HD621 /

Investment strategy

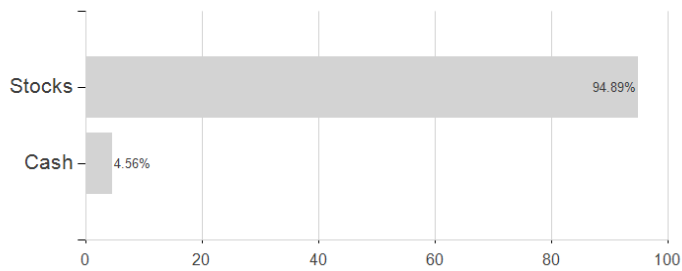
At least two-thirds of the Fund's assets are invested in technology-related companies. These may include computer software and equipment, internet software and systems, electronic technology and other technology-related companies. The Fund may have significant exposure to companies in the USA and Canada. The Fund may invest in financial derivatives (complex instruments based upon the value of underlying assets) for hedging, to reduce risk, to manage the Fund more efficiently, or to gain exposure to securities in a more efficient way. The Fund may invest in emerging markets (developing countries). The Fund is actively managed and uses the Dow Jones Global Technology Net Total Return Index (EUR) benchmark for performance comparison purposes and to calculate the performance fee. The currency of the Fund is US Dollar and the currency of this share class is Euro (EUR).

Investment goal

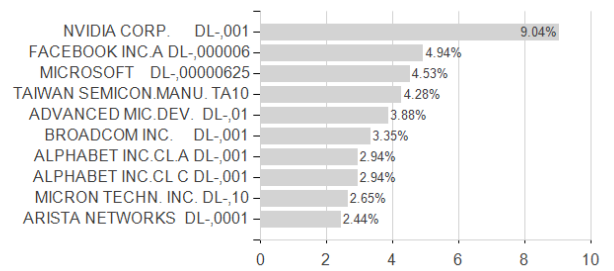
The objective of the Fund is to achieve long term capital appreciation by way of investing in a globally diversified portfolio of technology companies.

Assessment Structure

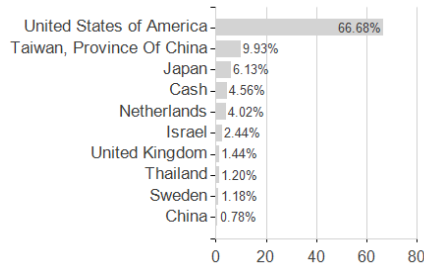
Assets



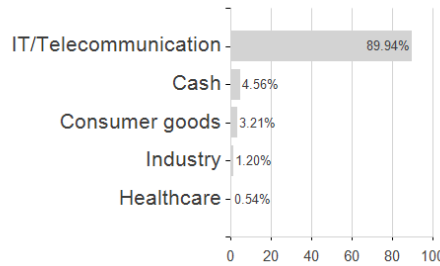
Largest positions



Countries



Branches



Currencies

