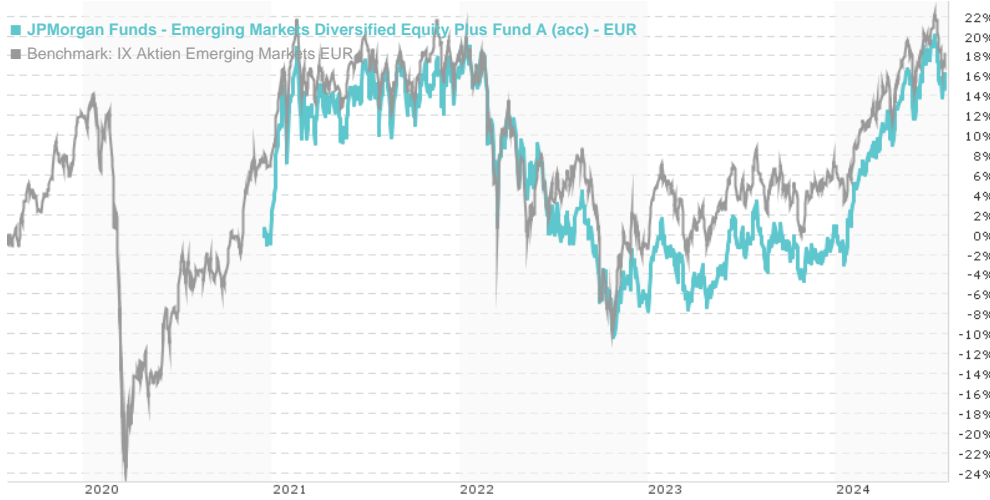


JPMorgan Funds - Emerging Markets Diversified Equity Plus Fund A (acc) - EUR / LU2190025218 / A2QBQW /

Last 08/01/2024 <sup>1</sup>	Region	Branch	Type of yield	Type
116.32 EUR	Emerging Markets	Mixed Sectors	reinvestment	Equity Fund



Risk key figures

SRI	1	2	3	4	5	6	7
Mountain-View Funds Rating <sup>2</sup>	EDA <sup>3</sup>						
	73						

Yearly Performance

2023	+8.46%
2022	-19.75%
2021	+13.17%

Master data		Conditions		Other figures	
Fund type	Single fund	Issue surcharge	5.00%	Minimum investment	USD 35,000.00
Category	Equity	Planned administr. fee	0.00%	Savings plan	-
Sub category	Mixed Sectors	Deposit fees	0.00%	UCITS / OGAW	Yes
Fund domicile	Luxembourg	Redemption charge	0.50%	Performance fee	0.00%
Tranch volume	(08/01/2024) USD 0.120 mill.	Ongoing charges	-	Redeployment fee	0.00%
Total volume	(08/01/2024) USD 26.24 mill.	<b>Dividends</b>		<b>Investment company</b>	
Launch date	12/15/2020	JPMorgan AM (EU)			
KESt report funds	Yes	PO Box 275, 2012, Luxembourg			
Business year start	01.07.	Luxembourg			
Sustainability type	-	https://www.jpmorganassetmanagement.de			
Fund manager	Harold Yu, Joyce Weng, Anuj Arora				

Performance	1M	6M	YTD	1Y	2Y	3Y	5Y	Since start
Performance	-1.70%	+13.85%	+15.27%	+12.34%	+15.80%	+2.00%	-	+16.32%
Performance p.a.	-	-	-	+12.31%	+7.60%	+0.66%	-	+4.25%
Sharpe ratio	-1.83	2.17	1.99	0.73	0.31	-0.21	-	0.04
Volatility	11.97%	12.02%	12.11%	11.88%	12.94%	14.36%	0.00%	14.83%
Worst month	-	-2.76%	-2.76%	-4.07%	-9.31%	-9.31%	0.00%	-9.31%
Best month	-	6.15%	6.15%	6.15%	8.61%	8.61%	0.00%	8.61%
Maximum loss	-5.26%	-5.26%	-5.26%	-7.86%	-14.00%	-24.93%	0.00%	-

Distribution permission

Austria, Germany, Luxembourg

<sup>1</sup> Important note on update status: The displayed date refers exclusively to the calculation of the NAV.

<sup>2</sup> The Mountain-View Data Fund Rating calculates a comparative ranking for funds using yield, volatility and trend data. For more information visit [MVD Funds Rating](#)

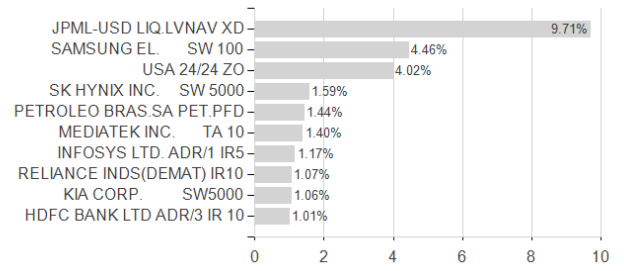
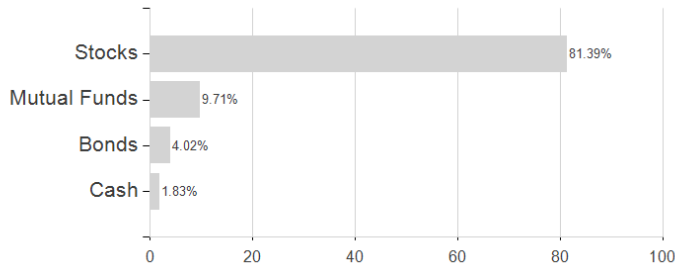
<sup>3</sup> Displays the Ethical-Dynamical Ratio calculated according to standard criteria. The maximum value is 100. For more information visit [EDA](#)

**JPMorgan Funds - Emerging Markets Diversified Equity Plus Fund A (acc) - EUR / LU2190025218 / A2QBQW /**

Assessment Structure

Assets

Largest positions



Countries

Branches

Currencies

