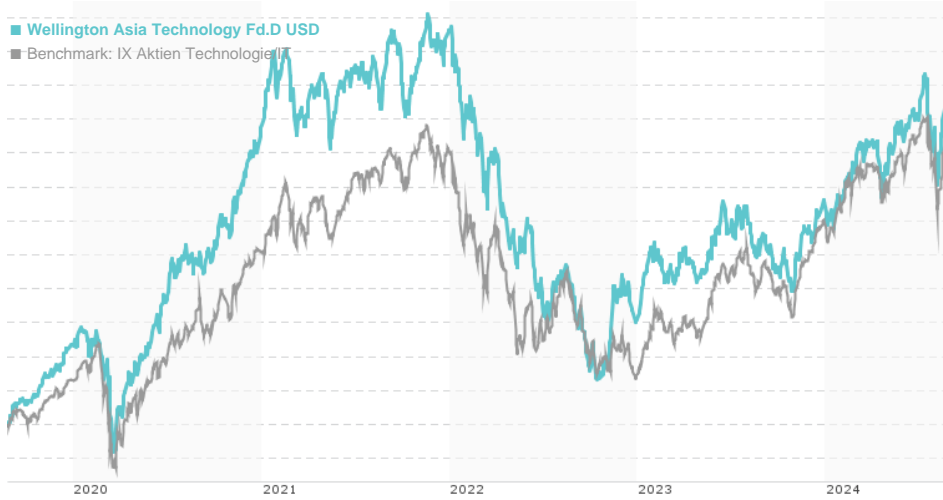


Wellington Asia Technology Fd.D USD / LU1751454437 / A2JD4C / Wellington (LU)

| | | | | |
|------------------------------|--------|-------------------|---------------|-------------|
| Last 08/22/2024 ¹ | Region | Branch | Type of yield | Type |
| 14.40 USD | Asia | Sector Technology | reinvestment | Equity Fund |



Risk key figures

| | | | | | | | |
|---|------------------|---|---|---|---|---|---|
| SRI | 1 | 2 | 3 | 4 | 5 | 6 | 7 |
| Mountain-View Funds Rating ² | EDA ³ | | | | | | |
| | ▲ ▲ ▲ ▲ ▲ ▲ ▲ | | | | | | |

Yearly Performance

| | |
|------|---------|
| 2023 | +26.67% |
| 2022 | -39.41% |
| 2021 | +14.98% |
| 2020 | +52.43% |
| 2019 | +40.92% |

| Master data | | Conditions | | Other figures | |
|---------------------|-------------------------------|---|-------|--------------------|--------------|
| Fund type | Single fund | Issue surcharge | 5.00% | Minimum investment | USD 5,000.00 |
| Category | Equity | Planned administr. fee | 0.00% | Savings plan | - |
| Sub category | Sector Technology | Deposit fees | 0.00% | UCITS / OGAW | Yes |
| Fund domicile | Luxembourg | Redemption charge | 0.00% | Performance fee | 0.00% |
| Tranch volume | (08/22/2024) USD 234.74 mill. | Ongoing charges | - | Redeployment fee | 0.00% |
| Total volume | (08/22/2024) USD 336.57 mill. | Dividends | | Investment company | |
| Launch date | 3/14/2018 | Wellington (LU) 280 Congress Street, 02210, Boston, Massachusetts United States of America https://www.wellington.com | | | |
| KESt report funds | Yes | | | | |
| Business year start | 01.01. | | | | |
| Sustainability type | - | | | | |
| Fund manager | Anita Killian | | | | |

| Performance | 1M | 6M | YTD | 1Y | 2Y | 3Y | 5Y | Since start |
|------------------|---------|---------|---------|---------|---------|---------|---------|-------------|
| Performance | -0.39% | +7.81% | +14.49% | +26.10% | +34.30% | -4.38% | +85.85% | +117.04% |
| Performance p.a. | - | - | - | +26.02% | +15.86% | -1.48% | +13.18% | +14.79% |
| Sharpe ratio | -0.25 | 0.61 | 1.02 | 1.20 | 0.61 | -0.24 | 0.47 | 0.56 |
| Volatility | 32.16% | 20.72% | 19.59% | 18.83% | 20.11% | 21.05% | 20.51% | 19.99% |
| Worst month | - | -4.49% | -4.49% | -5.58% | -15.67% | -15.67% | -15.67% | -15.67% |
| Best month | - | 6.57% | 6.57% | 14.04% | 18.40% | 18.40% | 18.40% | 18.40% |
| Maximum loss | -10.63% | -16.07% | -16.07% | -16.07% | -20.11% | -48.71% | -48.71% | - |

Distribution permission

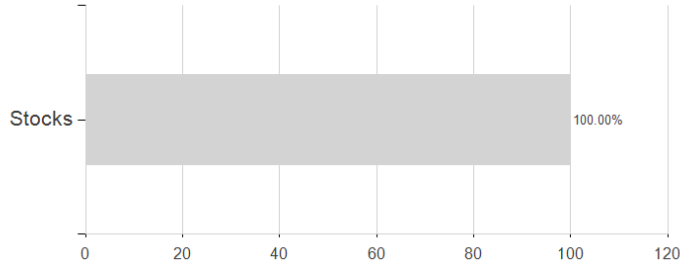
Austria, Germany, Switzerland, Luxembourg

¹ Important note on update status: The displayed date refers exclusively to the calculation of the NAV.
² The Mountain-View Data Fund Rating calculates a comparative ranking for funds using yield, volatility and trend data. For more information visit [MVD Funds Rating](#)
³ Displays the Ethical-Dynamical Ratio calculated according to standard criteria. The maximum value is 100. For more information visit [EDA](#)

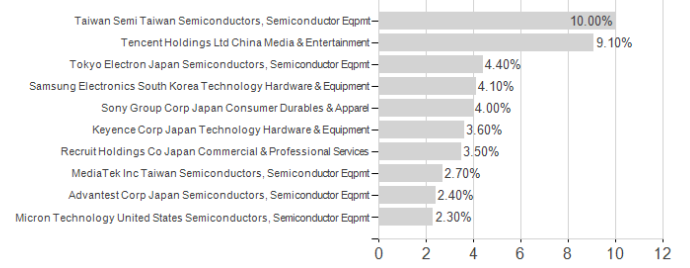
Wellington Asia Technology Fd.D USD / LU1751454437 / A2JD4C / Wellington (LU)

Assessment Structure

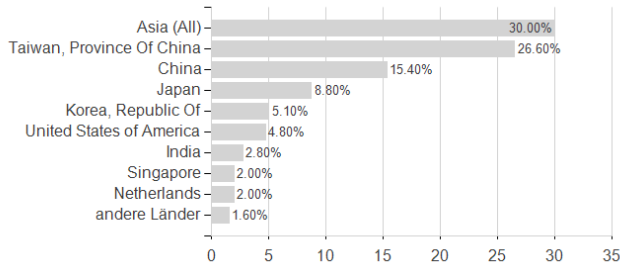
Assets



Largest positions



Countries



Branches

