

PIMCO Asia HY Bd.Fd.E EUR H / IE00BKT1DM62 / A2PZ3Q / PIMCO GI. Ad. (IE)

Last 11/07/2024 ¹	Region	Branch	Type of yield	Type
8.37 EUR	Asia (excl. Japan)	Bonds: Mixed	reinvestment	Fixed-Income Fund



Risk key figures

SRI: 1 2 3 4 5 6 7

Mountain-View Funds Rating²: EDA³

▲▲▲▲▲▲ 73

Yearly Performance

2023	-2.60%
2022	-16.61%
2021	-11.87%

Master data		Conditions		Other figures	
Fund type	Single fund	Issue surcharge	5.00%	Minimum investment	USD 1,000.00
Category	Bonds	Planned administr. fee	0.00%	Savings plan	-
Sub category	Bonds: Mixed	Deposit fees	0.00%	UCITS / OGAW	Yes
Fund domicile	Ireland	Redemption charge	0.00%	Performance fee	0.00%
Tranch volume	-	Ongoing charges	-	Redeployment fee	0.00%
Total volume	(09/30/2024) USD 2,108.55 mill.	Dividends		Investment company	
Launch date	9/25/2020	PIMCO GI. Ad. (IE)			
KEST report funds	Yes	11 Baker St, Marylebone, W1U 3AH,, London			
Business year start	01.01.	United Kingdom			
Sustainability type	-	https://www.pimco.com			
Fund manager	Stephen Chang, Abhijeet Neogy, Mohit Mittal				

Performance	1M	6M	YTD	1Y	2Y	3Y	5Y	Since start
Performance	-0.12%	+5.82%	+11.90%	+17.39%	+34.35%	-7.72%	-	-16.30%
Performance p.a.	-	-	-	+17.34%	+15.89%	-2.64%	-	-4.23%
Sharpe ratio	-1.11	2.62	3.34	4.36	2.11	-0.74	-	-1.03
Volatility	4.01%	3.37%	3.32%	3.29%	6.09%	7.74%	0.00%	7.07%
Worst month	-	0.00%	-0.89%	-0.89%	-4.20%	-8.63%	-8.63%	-8.63%
Best month	-	2.43%	2.43%	4.54%	15.20%	15.20%	15.20%	15.20%
Maximum loss	-0.84%	-1.59%	-1.65%	-1.65%	-14.74%	-35.02%	0.00%	-

Distribution permission
Austria, Germany, Switzerland, Czech Republic

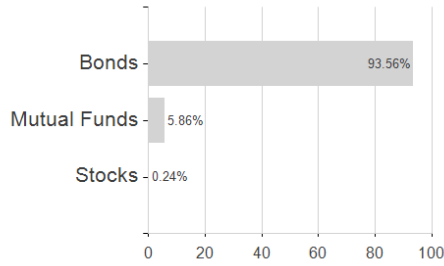
¹ Important note on update status: The displayed date refers exclusively to the calculation of the NAV.
² The Mountain-View Data Fund Rating calculates a comparative ranking for funds using yield, volatility and trend data. For more information visit [MVD Funds Rating](#)
 DISCLAIMER: The information on this page are for informational purposes only and should neither an offer to sell nor a solicitation for the purchase of the security or recommendation in favor of the security to be understood. baha GmbH assumes no liability despite thorough searches for the accuracy of the data.
 Funds data from: www.mountain-view.com. Fact Sheet created by: www.baha.com
 Created: 11/09/2024

PIMCO Asia HY Bd.Fd.E EUR H / IE00BKT1DM62 / A2PZ3Q / PIMCO GI. Ad. (IE)


3 Displays the Ethical-Dynamical Ratio calculated according to standard criteria. The maximum value is 100. For more information visit [EDA](#)

Assessment Structure

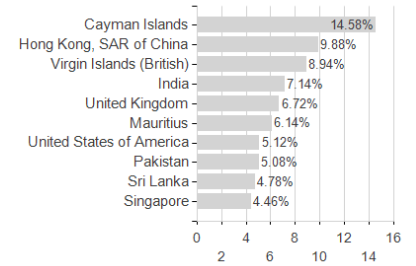
Assets



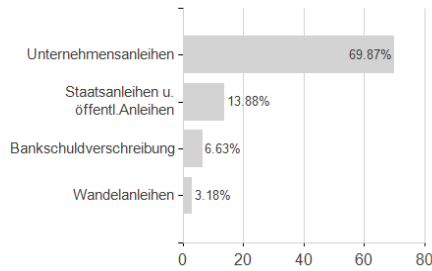
Largest positions



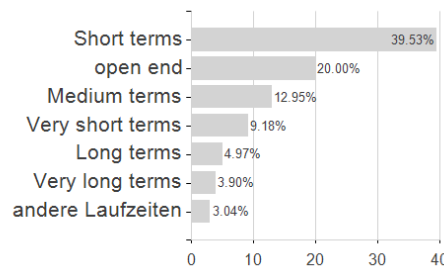
Countries



Issuer



Duration



Currencies

