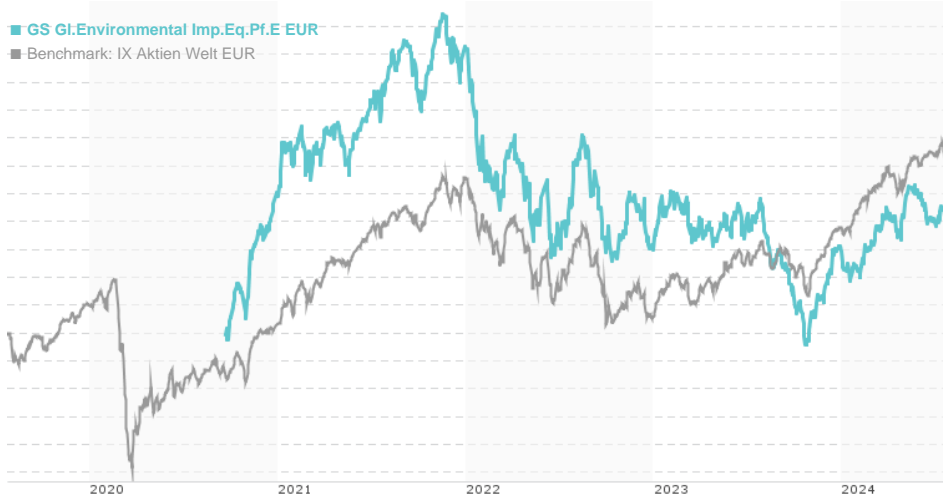


GS GI.Environmental Imp.Eq.Pf.E EUR / LU2106861268 / A2PYH7 / Goldman Sachs AM BV

| | | | | |
|------------------------------|-----------|---------------|---------------|-------------|
| Last 07/24/2024 ¹ | Region | Branch | Type of yield | Type |
| 12.77 EUR | Worldwide | Mixed Sectors | reinvestment | Equity Fund |



Risk key figures

| | | | | | | | |
|---|------------------|---|---|---|---|---|---|
| SRI | 1 | 2 | 3 | 4 | 5 | 6 | 7 |
| Mountain-View Funds Rating ² | EDA ³ | | | | | | |
| | 87 | | | | | | |

Yearly Performance

| | |
|------|---------|
| 2023 | +0.66% |
| 2022 | -24.02% |
| 2021 | +21.44% |

| Master data | | Conditions | | Other figures | |
|---------------------|-------------------------------|----------------------------------|-------|--------------------|--------------|
| Fund type | Single fund | Issue surcharge | 4.00% | Minimum investment | EUR 1,500.00 |
| Category | Equity | Planned administr. fee | 0.00% | Savings plan | - |
| Sub category | Mixed Sectors | Deposit fees | 0.00% | UCITS / OGAW | Yes |
| Fund domicile | Luxembourg | Redemption charge | 0.00% | Performance fee | 0.00% |
| Tranch volume | (07/24/2024) USD 43.99 mill. | Ongoing charges | - | Redeployment fee | 0.00% |
| Total volume | (07/24/2024) USD 573.09 mill. | Dividends | | Investment company | |
| Launch date | 2/14/2020 | Goldman Sachs AM BV | | | |
| KESt report funds | Yes | Schenkkade 65, 2509, LL Den Haag | | | |
| Business year start | 01.12. | Netherlands | | | |
| Sustainability type | Ethics/ecology | www.gsam.com | | | |
| Fund manager | - | | | | |

| Performance | 1M | 6M | YTD | 1Y | 2Y | 3Y | 5Y | Since start |
|------------------|--------|--------|--------|---------|---------|---------|-------|-------------|
| Performance | +0.79% | +9.05% | +5.28% | -0.23% | -0.70% | -15.65% | - | +21.97% |
| Performance p.a. | - | - | - | -0.23% | -0.35% | -5.52% | - | +5.31% |
| Sharpe ratio | 0.64 | 1.32 | 0.51 | -0.32 | -0.27 | -0.54 | - | 0.09 |
| Volatility | 8.81% | 11.09% | 11.45% | 12.64% | 14.98% | 16.99% | 0.00% | 16.83% |
| Worst month | - | -3.52% | -3.52% | -7.39% | -10.61% | -11.92% | 0.00% | -11.92% |
| Best month | - | 5.16% | 8.01% | 8.01% | 12.67% | 12.67% | 0.00% | 15.89% |
| Maximum loss | -1.42% | -5.95% | -5.95% | -21.06% | -27.68% | -37.64% | 0.00% | - |

Distribution permission

Austria, Germany, Switzerland

1 Important note on update status: The displayed date refers exclusively to the calculation of the NAV.

2 The Mountain-View Data Fund Rating calculates a comparative ranking for funds using yield, volatility and trend data. For more information visit [MVD Funds Rating](#)

3 Displays the Ethical-Dynamical Ratio calculated according to standard criteria. The maximum value is 100. For more information visit [EDA](#)

GS GI.Environmental Imp.Eq.Pf.E EUR / LU2106861268 / A2PYH7 / Goldman Sachs AM BV

Investment strategy

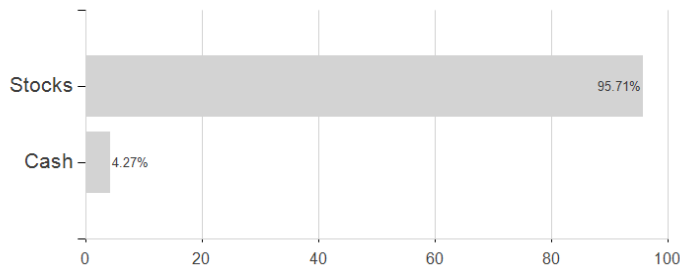
The Portfolio will mostly hold shares or similar instruments relating to companies anywhere in the world, which in the view of the Investment Adviser are aligned to the key themes associated with solving environmental problems including, but not limited to, clean energy, resource efficiency, sustainable consumption and production, circular economy and water sustainability and which the Investment Adviser considers to be sustainable investments. The Portfolio will be concentrated and may have significant exposure to specific sectors, including but not limited technology and consumer sectors. The Portfolio may use derivative instruments to help manage risks and for cash management purposes. A derivative instrument is a contract between two or more parties whose value depends on the rise and fall of other underlying assets. The Portfolio may invest in mainland China equity securities directly through the Stock Connect scheme or the Renminbi qualified foreign institutional investor program, or indirectly through access products. Shares in the Portfolio may be redeemed daily (on each business day) on demand.

Investment goal

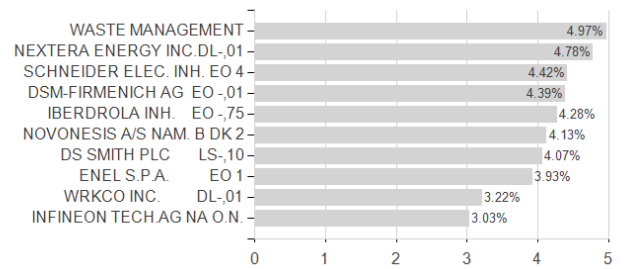
The Portfolio seeks to generate positive and measurable environmental impact alongside capital growth over the longer term.

Assessment Structure

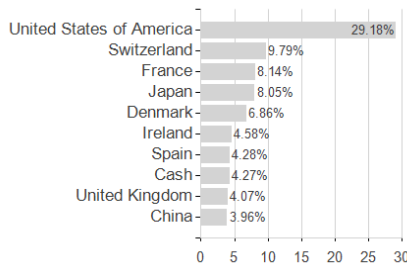
Assets



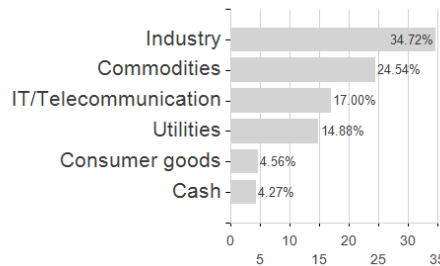
Largest positions



Countries



Branches



Currencies

