

MSIF US Growth AEUR / LU2295319565 / A2QQA6 / MSIM Fund M. (IE)

Last 08/02/2024 ¹	Country	Branch	Type of yield	Type
14.66 EUR	United States of America	Mixed Sectors	reinvestment	Equity Fund



Risk key figures

SRI	1	2	3	4	5	6	7	
Mountain-View Funds Rating ²							EDA ³	78

Yearly Performance

2023	+43.12%
2022	-58.19%

Master data		Conditions		Other figures	
Fund type	Single fund	Issue surcharge	5.75%	Minimum investment	UNT 0
Category	Equity	Planned administr. fee	0.00%	Savings plan	-
Sub category	Mixed Sectors	Deposit fees	0.00%	UCITS / OGAW	Yes
Fund domicile	Luxembourg	Redemption charge	2.00%	Performance fee	0.00%
Tranch volume	(03/20/2024) USD 10.79 mill.	Ongoing charges	-	Redeployment fee	0.00%
Total volume	(08/02/2024) USD 2,665.81 mill.	Dividends		Investment company	
Launch date	2/26/2021	MSIM Fund M. (IE) Junghofstrasse 13-15, 60311, Frankfurt Germany https://www.morganstanley.com			
KEST report funds	Yes				
Business year start	01.01.				
Sustainability type	-				
Fund manager	Dennis Lynch, Sam Chainani, Jason Yeung, Armistead Nash, David Cohen, Alexander Norton				

Performance	1M	6M	YTD	1Y	2Y	3Y	5Y	Since start
Performance	-6.92%	-1.87%	-5.42%	+0.48%	+0.83%	-46.42%	-	-41.36%
Performance p.a.	-	-	-	+0.48%	+0.41%	-18.76%	-	-14.40%
Sharpe ratio	-1.85	-0.27	-0.47	-0.12	-0.10	-0.54	-	-0.45
Volatility	32.76%	26.84%	27.36%	27.35%	33.92%	41.34%	0.00%	40.29%
Worst month	-	-7.42%	-7.42%	-10.80%	-10.87%	-24.36%	0.00%	-24.36%
Best month	-	10.59%	11.91%	14.09%	14.47%	16.47%	0.00%	16.47%
Maximum loss	-10.72%	-13.00%	-13.00%	-18.44%	-38.44%	-67.08%	0.00%	-

Distribution permission

Austria, Germany, Switzerland

¹ Important note on update status: The displayed date refers exclusively to the calculation of the NAV.

MSIF US Growth AEUR / LU2295319565 / A2QQA6 / MSIM Fund M. (IE)

2 The Mountain-View Data Fund Rating calculates a comparative ranking for funds using yield, volatility and trend data. For more information visit [MVD Funds Rating](#)

Investment strategy

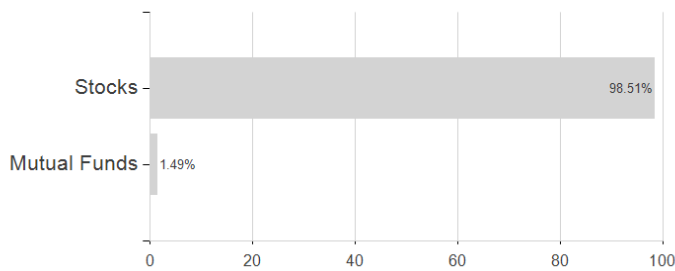
The Fund will measure its performance against the Russell 1000 Growth 30% Withholding Tax Index (the "Benchmark"). The Fund is actively managed and is not designed to track the Benchmark. Therefore, the management of the Fund is not constrained by the composition of the Benchmark. The Fund may invest up to 30% of its assets in investments that do not meet the above criteria. The Fund may invest up to 10% of its assets in China A-Shares via Stock Connect.

Investment goal

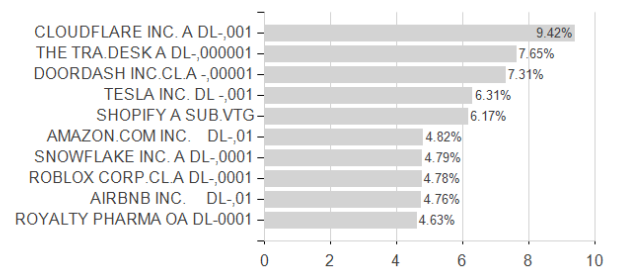
At least 70% of the Fund's investments will be in company shares. To invest in companies based in or carrying out most of their business in the US whose aim is to grow in size As an essential and integrated part of the investment process, the Investment Adviser assesses relevant factors material to long-term sustainably high returns including ESG factors and seeks to engage with company management teams as part of this.

Assessment Structure

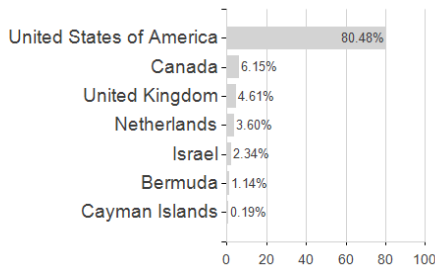
Assets



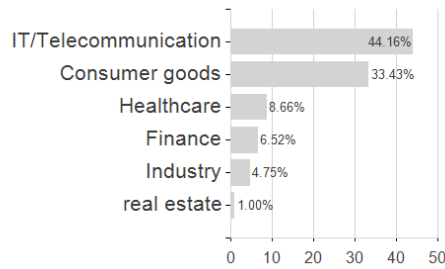
Largest positions



Countries



Branches



Currencies

