

Antecedo Enhanced Yield R / DE000A2QCYM1 / A2QCYM / Universal-Investment

| | | | | |
|------------------------------|----------|--------------|-----------------|-------------------|
| Last 08/26/2024 ¹ | Region | Branch | Type of yield | Type |
| 96.07 EUR | Euroland | Bonds: Mixed | paying dividend | Fixed-Income Fund |



Risk key figures

| | | | | | | | |
|---|------------------|---|---|---|---|---|---|
| SRI | 1 | 2 | 3 | 4 | 5 | 6 | 7 |
| Mountain-View Funds Rating ² | EDA ³ | | | | | | |
| | ▲ ▲ ▲ ▲ ▲ ▲ ▲ | | | | | | |

Yearly Performance

| | |
|------|---------|
| 2023 | +3.59% |
| 2022 | -10.21% |

| Master data | | Conditions | | Other figures | |
|---------------------|------------------------------|--|-------|--------------------|-------|
| Fund type | Single fund | Issue surcharge | 3.00% | Minimum investment | UNT 0 |
| Category | Bonds | Planned administr. fee | 0.00% | Savings plan | Yes |
| Sub category | Bonds: Mixed | Deposit fees | 0.08% | UCITS / OGAW | Yes |
| Fund domicile | Germany | Redemption charge | 0.00% | Performance fee | 0.00% |
| Tranch volume | (08/26/2024) EUR 0.932 mill. | Ongoing charges | - | Redeployment fee | 0.00% |
| Total volume | (08/26/2024) EUR 15.64 mill. | Dividends | | Investment company | |
| Launch date | 2/1/2021 | Universal-Investment | | | |
| KESt report funds | No | Theodor-Heuss-Allee 70, 60486, Frankfurt am Main | | | |
| Business year start | 01.01. | Germany | | | |
| Sustainability type | - | https://www.universal-investment.com | | | |
| Fund manager | - | | | | |

| Performance | 1M | 6M | YTD | 1Y | 2Y | 3Y | 5Y | Since start |
|------------------|--------|--------|--------|--------|--------|---------|-------|-------------|
| Performance | +0.90% | +2.19% | +2.18% | +5.20% | +3.21% | -4.65% | - | -3.93% |
| Performance p.a. | - | - | - | +5.22% | +1.59% | -1.57% | - | -1.12% |
| Sharpe ratio | 2.59 | 0.22 | -0.03 | 0.39 | -0.40 | -1.10 | - | -1.03 |
| Volatility | 2.96% | 4.20% | 4.36% | 4.32% | 4.81% | 4.65% | 0.00% | 4.49% |
| Worst month | - | -1.99% | -1.99% | -1.99% | -3.43% | -3.43% | 0.00% | -3.43% |
| Best month | - | 2.23% | 2.23% | 2.50% | 2.50% | 2.50% | 0.00% | 2.50% |
| Maximum loss | -0.70% | -2.22% | -2.22% | -2.61% | -5.13% | -12.13% | 0.00% | - |

Distribution permission

Germany

¹ Important note on update status: The displayed date refers exclusively to the calculation of the NAV.

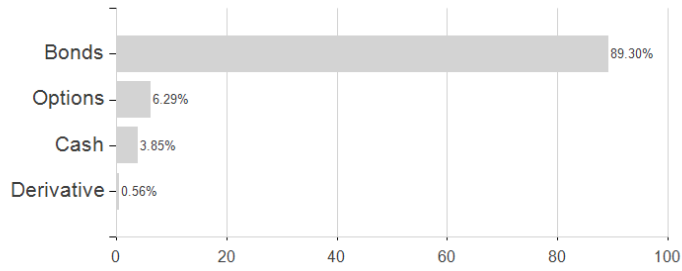
² The Mountain-View Data Fund Rating calculates a comparative ranking for funds using yield, volatility and trend data. For more information visit [MVD Funds Rating](#)

³ Displays the Ethical-Dynamical Ratio calculated according to standard criteria. The maximum value is 100. For more information visit [EDA](#)

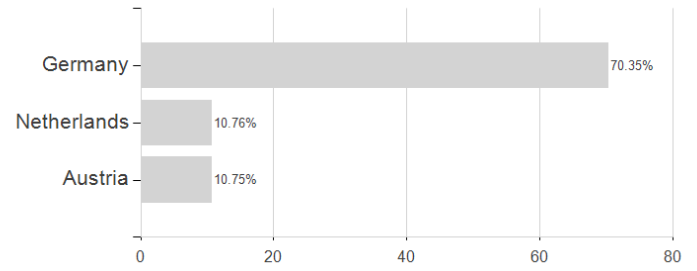
Antecedo Enhanced Yield R / DE000A2QCYM1 / A2QCYM / Universal-Investment

Assessment Structure

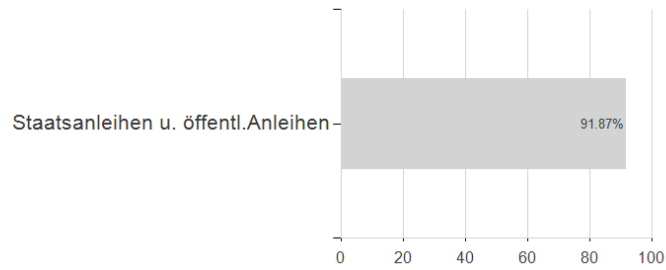
Assets



Countries



Issuer



Duration

