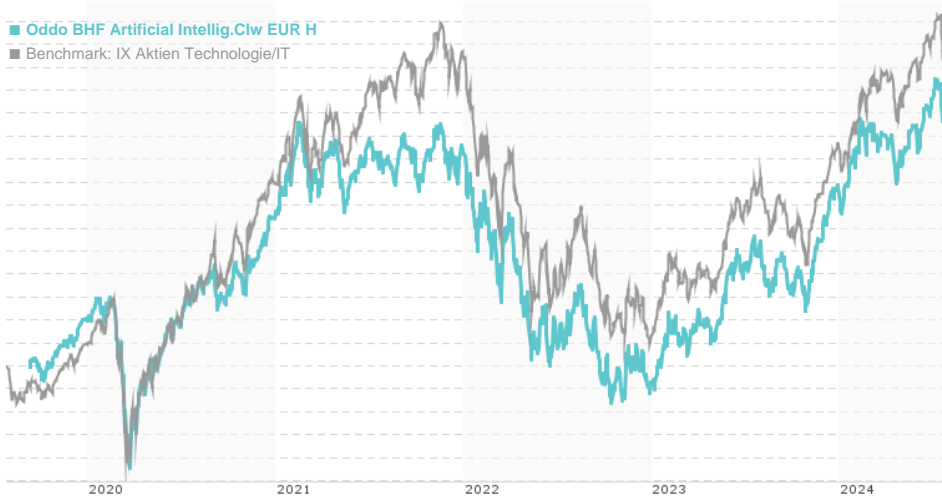


Oddo BHF Artificial Intellig.Clw EUR H / LU1833932947 / A2PDZ8 / ODDO BHF AM SAS

Last 07/23/2024 ¹	Region	Branch	Type of yield	Type
1548.17 EUR	Worldwide	Sector Technology	reinvestment	Equity Fund



Risk key figures

SRI	1	2	3	4	5	6	7	
Mountain-View Funds Rating ²							EDA ³	79

Yearly Performance

2023	+44.27%
2022	-34.17%
2021	+9.44%
2020	+21.53%

Master data		Conditions		Other figures	
Fund type	Single fund	Issue surcharge	2.00%	Minimum investment	EUR 250,000.00
Category	Equity	Planned administr. fee	0.00%	Savings plan	-
Sub category	Sector Technology	Deposit fees	0.05%	UCITS / OGAW	Yes
Fund domicile	Luxembourg	Redemption charge	0.00%	Performance fee	0.00%
Tranch volume	(07/23/2024) EUR 69.48 mill.	Ongoing charges	-	Redeployment fee	0.00%
Total volume	(07/23/2024) EUR 557.30 mill.	Dividends		Investment company	
Launch date	9/9/2019			ODDO BHF AM SAS	
KESt report funds	Yes			12 Bd de la Madeleine, 75440, Paris Cedex 09	
Business year start	01.11.			France	
Sustainability type	Ethics/ecology			www.am.oddobhf.com	
Fund manager	Brice PRUNAS, Maxence RADJABI				

Performance	1M	6M	YTD	1Y	2Y	3Y	5Y	Since start
Performance	+0.57%	+7.31%	+11.76%	+25.25%	+42.84%	+6.40%	-	+55.44%
Performance p.a.	-	-	-	+25.25%	+19.54%	+2.09%	-	+9.48%
Sharpe ratio	0.23	0.68	1.09	1.26	0.75	-0.07	-	0.25
Volatility	15.60%	16.87%	16.97%	17.16%	21.09%	23.88%	0.00%	23.55%
Worst month	-	-4.45%	-4.45%	-4.45%	-10.49%	-13.52%	-13.52%	-13.52%
Best month	-	7.91%	7.91%	14.03%	14.03%	14.03%	14.03%	14.03%
Maximum loss	-5.66%	-9.21%	-9.21%	-11.77%	-21.87%	-39.75%	0.00%	-

Distribution permission

Austria, Germany, Switzerland

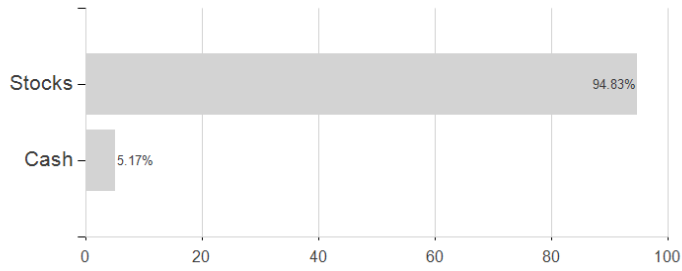
¹ Important note on update status: The displayed date refers exclusively to the calculation of the NAV.
² The Mountain-View Data Fund Rating calculates a comparative ranking for funds using yield, volatility and trend data. For more information visit [MVD Funds Rating](#)

Oddo BHF Artificial Intellig.CIw EUR H / LU1833932947 / A2PDZ8 / ODDO BHF AM SAS

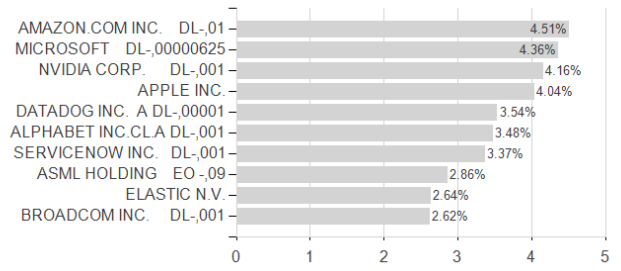
3 Displays the Ethical-Dynamical Ratio calculated according to standard criteria. The maximum value is 100. For more information visit [EDA](#)

Assessment Structure

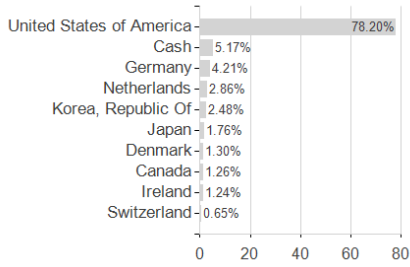
Assets



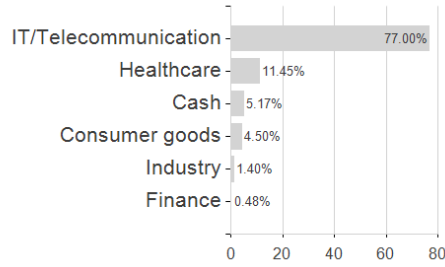
Largest positions



Countries



Branches



Currencies

