

abrdn S.I-Asian SDG Eq.Fd.A Acc EUR / LU2153591669 / A2P2Y2 / abrdn Inv.(LU)

Last 08/02/2024 ¹	Region	Branch	Type of yield	Type
10.94 EUR	Asia/Pacific ex Japan	Mixed Sectors	reinvestment	Equity Fund



Risk key figures

SRI 1 2 3 4 5 6 7

Mountain-View Funds Rating² EDA³

▲▲▲▲▲▲ 81

Yearly Performance

2023	-6.45%
2022	-13.42%
2021	+7.81%

Master data		Conditions		Other figures	
Fund type	Single fund	Issue surcharge	5.00%	Minimum investment	USD 1,000.00
Category	Equity	Planned administr. fee	0.00%	Savings plan	-
Sub category	Mixed Sectors	Deposit fees	0.00%	UCITS / OGAW	Yes
Fund domicile	Luxembourg	Redemption charge	0.00%	Performance fee	0.00%
Tranch volume	(08/02/2024) EUR 0.690 mill.	Ongoing charges	-	Redeployment fee	0.00%
Total volume	(08/02/2024) EUR 38.46 mill.	Dividends		Investment company	
Launch date	8/25/2020	abrdn Inv.(LU)			
KESr report funds	Yes	Avenue John F Kennedy 35a, L-1855, Luxembourg			
Business year start	01.10.	Luxembourg			
Sustainability type	Ethics/ecology	www.abrdn.com/de-at			
Fund manager	David A Smith				

Performance	1M	6M	YTD	1Y	2Y	3Y	5Y	Since start
Performance	-2.59%	+8.66%	+5.96%	+3.37%	-8.63%	-12.67%	-	-7.48%
Performance p.a.	-	-	-	+3.36%	-4.41%	-4.41%	-	-2.15%
Sharpe ratio	-2.16	1.28	0.60	-0.03	-0.64	-0.58	-	-0.41
Volatility	13.99%	11.36%	11.33%	11.20%	12.53%	13.82%	0.00%	13.97%
Worst month	-	-1.85%	-3.10%	-4.26%	-10.54%	-10.54%	0.00%	-10.54%
Best month	-	4.52%	4.52%	4.52%	9.73%	9.73%	0.00%	9.73%
Maximum loss	-5.03%	-5.03%	-5.29%	-9.68%	-23.44%	-29.65%	0.00%	-

Distribution permission

Austria, Germany, Switzerland, Luxembourg

¹ Important note on update status: The displayed date refers exclusively to the calculation of the NAV.

² The Mountain-View Data Fund Rating calculates a comparative ranking for funds using yield, volatility and trend data. For more information visit [MVD Funds Rating](#)

³ Displays the Ethical-Dynamical Ratio calculated according to standard criteria. The maximum value is 100. For more information visit [EDA](#)

abrdn S.I-Asian SDG Eq.Fd.A Acc EUR / LU2153591669 / A2P2Y2 / abrdn Inv.(LU)

Investment strategy

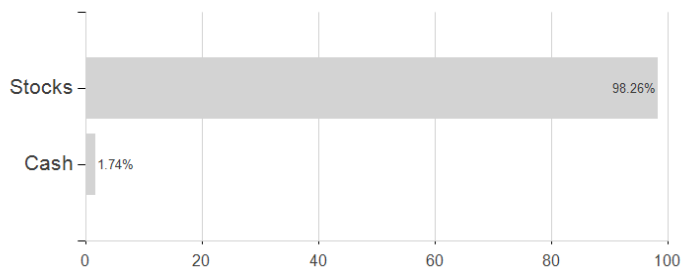
The Fund invests at least 90% in equities and equity-related securities of companies based, or carrying out much of their business, in Asia Pacific countries (excluding Japan). The Fund may invest up to 30% of its net assets in Mainland China equities and equity related securities, although only up to 20% of its net assets may be invested directly through QFI regime, the Shanghai-Hong Kong and Shenzhen-Hong Kong Stock Connect programme. All equity and equity related securities will follow the abrdn Asian SDG Equity Investment Approach (the "Investment Approach"), which is published at www.abrdn.com under "Fund Centre". Financial derivative instruments, money-market instruments and cash may not adhere to this approach. The Fund will invest in companies with minimum of 20% of their revenue, profit, capital or operating expenditure or research and development linked to the UN's SDGs. For companies classified in the benchmark as "Financials", alternative measures of materiality are used based on loans and customer base. The Fund will also invest up to 20% in SDG leaders. These are companies that are considered to be integral to the supply chain for progressing towards the UN's SDGs, but may not currently meet the 20% materiality requirement. In addition, we apply a set of company exclusion which are related to normative screening (UN Global Compact, ILO, OECD), Norges Bank Investment Management (NBIM), State Owned Enterprises (SOE), Weapons, Tobacco, Gambling, Alcohol, Thermal Coal, Oil & Gas, Electricity Generation. The Investment Approach reduces the benchmark investable universe by a minimum of 20%.

Investment goal

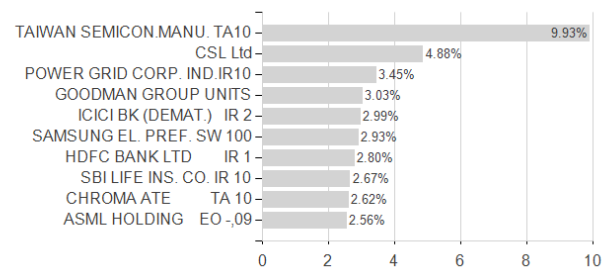
The Fund aims to achieve long term growth by investing in companies in Asia Pacific (excluding Japan) countries which in our view will make a positive contribution to society through their alignment achieving the United Nation's Sustainable Development Goals ('SDGs'). The Fund aims to outperform the MSCI AC Asia Pacific ex Japan Index (USD) benchmark before charges.

Assessment Structure

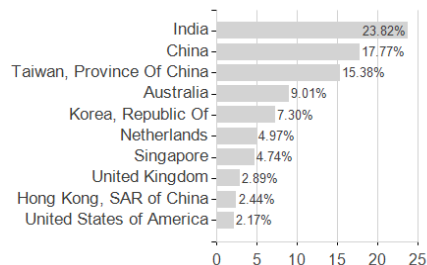
Assets



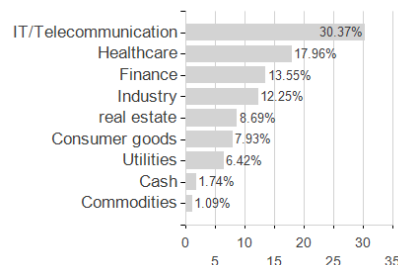
Largest positions



Countries



Branches



Currencies

