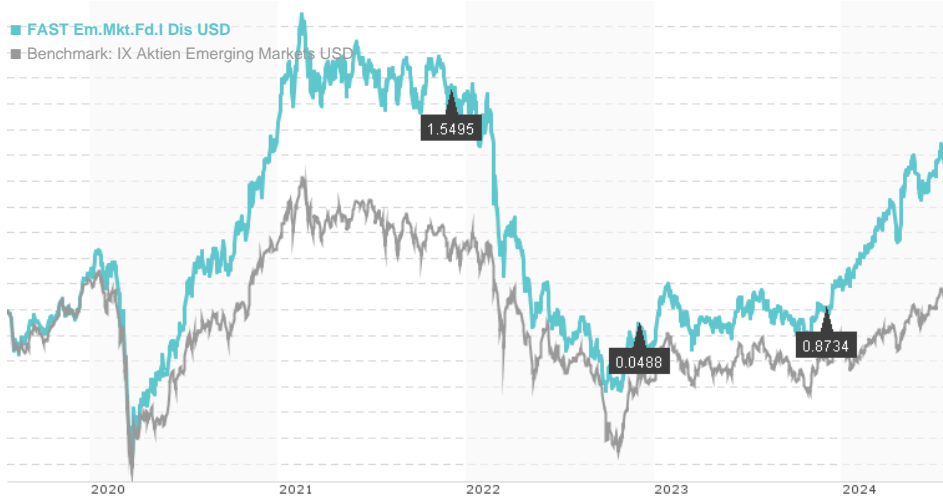


FAST Em.Mkt.Fd.I Dis USD / LU1907598657 / A2N9C3 / FIL IM (LU)

Last 07/23/2024 ¹	Region	Branch	Type of yield	Type
143.01 USD	Emerging Markets	Mixed Sectors	paying dividend	Equity Fund



Risk key figures

SRI	1	2	3	4	5	6	7	
Mountain-View Funds Rating ²							EDA ³	76

Yearly Performance

2023	+14.28%
2022	-34.49%
2021	+4.10%
2020	+28.02%
2019	+25.09%

Master data		Conditions		Other figures	
Fund type	Single fund	Issue surcharge	1.00%	Minimum investment	USD 10,000,000.00
Category	Equity	Planned administr. fee	0.00%	Savings plan	-
Sub category	Mixed Sectors	Deposit fees	0.35%	UCITS / OGAW	Yes
Fund domicile	Luxembourg	Redemption charge	1.00%	Performance fee	20.00%
Tranch volume	(07/23/2024) EUR 26.29 mill.	Ongoing charges	-	Redeployment fee	0.00%
Total volume	(06/28/2024) EUR 141.52 mill.	Dividends		Investment company	
Launch date	11/14/2018	01.12.2023	0.87 USD	FIL IM (LU)	
KESt report funds	Yes	01.12.2022	0.05 USD	Kärntner Straße 9, Top 8, 1010, Wien	
Business year start	01.10.	01.12.2021	1.55 USD	Austria	
Sustainability type	-	01.12.2020	0.09 USD	https://www.fidelity.at	
Fund manager	Nick Price, Chris Tennant	02.12.2019	1.89 USD		

Performance	1M	6M	YTD	1Y	2Y	3Y	5Y	Since start
Performance	+1.48%	+20.36%	+20.50%	+25.74%	+36.64%	-10.00%	+28.91%	+48.13%
Performance p.a.	-	-	-	+25.74%	+16.92%	-3.45%	+5.20%	+7.15%
Sharpe ratio	1.39	2.86	2.48	1.54	0.82	-0.38	0.07	0.17
Volatility	11.86%	14.42%	14.58%	14.40%	16.05%	18.85%	20.58%	20.01%
Worst month	-	-1.06%	-1.06%	-4.62%	-8.80%	-9.37%	-18.42%	-18.42%
Best month	-	6.04%	6.04%	7.30%	13.30%	13.30%	13.30%	13.30%
Maximum loss	-3.58%	-6.73%	-6.73%	-9.94%	-14.52%	-43.50%	-46.38%	-

Distribution permission

Austria, Germany, Switzerland

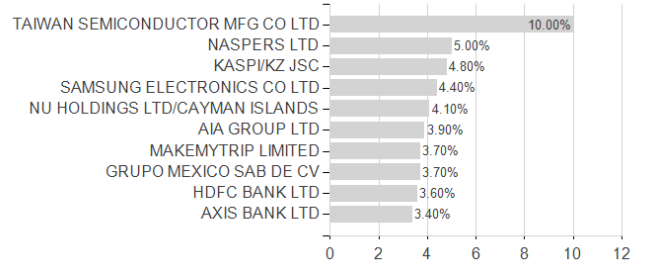
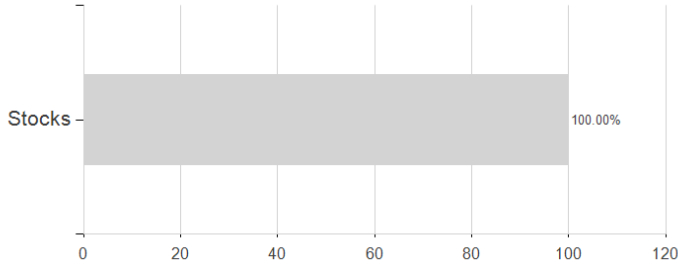
¹ Important note on update status: The displayed date refers exclusively to the calculation of the NAV.
² The Mountain-View Data Fund Rating calculates a comparative ranking for funds using yield, volatility and trend data. For more information visit [MVD Funds Rating](#)
³ Displays the Ethical-Dynamical Ratio calculated according to standard criteria. The maximum value is 100. For more information visit [EDA](#)

FAST Em.Mkt.Fd.I Dis USD / LU1907598657 / A2N9C3 / FIL IM (LU)

Assessment Structure

Assets

Largest positions



Countries

Branches

