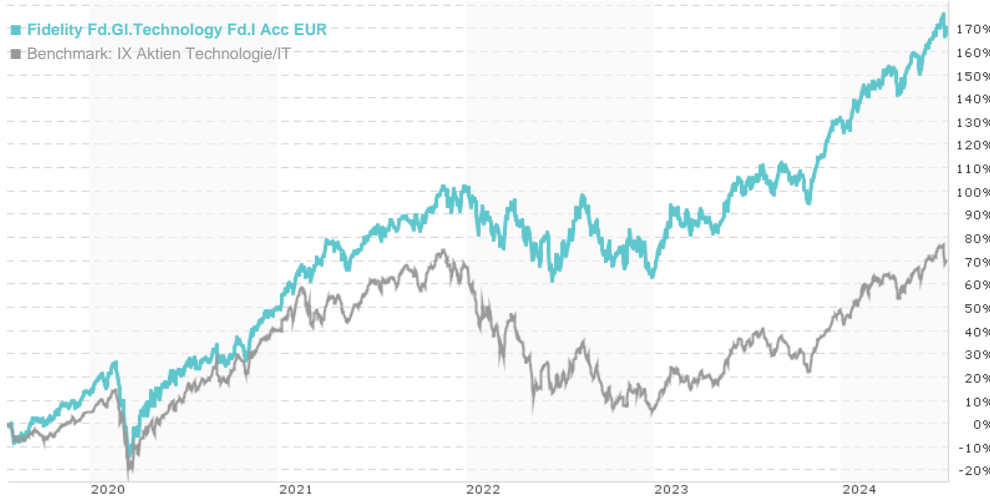


Fidelity Fd.GI.Technology Fd.I Acc EUR / LU1642889601 / A2DUB4 / FIL IM (LU)

| | | | | |
|------------------------------|-----------|-------------------|---------------|-------------|
| Last 07/23/2024 ¹ | Region | Branch | Type of yield | Type |
| 39.92 EUR | Worldwide | Sector Technology | reinvestment | Equity Fund |



Risk key figures

| | | | | | | | | |
|---|---|---|---|---|---|---|------------------|----|
| SRI | 1 | 2 | 3 | 4 | 5 | 6 | 7 | |
| Mountain-View Funds Rating ² | | | | | | | EDA ³ | 72 |

Yearly Performance

| | |
|------|---------|
| 2023 | +40.67% |
| 2022 | -17.87% |
| 2021 | +32.81% |
| 2020 | +33.63% |
| 2019 | +48.00% |

| Master data | | Conditions | | Other figures | |
|---------------------|----------------------------------|---|-------|---------------------------|-------------------|
| Fund type | Single fund | Issue surcharge | 0.00% | Minimum investment | USD 10,000,000.00 |
| Category | Equity | Planned administr. fee | 0.00% | Savings plan | - |
| Sub category | Sector Technology | Deposit fees | 0.35% | UCITS / OGAW | Yes |
| Fund domicile | Luxembourg | Redemption charge | 0.00% | Performance fee | 0.00% |
| Tranch volume | (07/23/2024) EUR 702.34 mill. | Ongoing charges | - | Redeployment fee | 0.00% |
| Total volume | (06/28/2024) EUR 21,904.12 mill. | Dividends | | Investment company | |
| Launch date | 7/11/2017 | FIL IM (LU) Kärntner Straße 9, Top 8, 1010, Wien Austria https://www.fidelity.at | | | |
| KESr report funds | Yes | | | | |
| Business year start | 01.05. | | | | |
| Sustainability type | - | | | | |
| Fund manager | Hyunho Sohn | | | | |

| Performance | 1M | 6M | YTD | 1Y | 2Y | 3Y | 5Y | Since start |
|------------------|--------|---------|---------|---------|---------|---------|----------|-------------|
| Performance | +1.63% | +14.22% | +16.93% | +31.49% | +49.40% | +46.17% | +173.61% | +299.20% |
| Performance p.a. | - | - | - | +31.49% | +22.26% | +13.48% | +22.27% | +21.74% |
| Sharpe ratio | 1.99 | 2.33 | 2.47 | 2.31 | 1.13 | 0.54 | 0.93 | 0.95 |
| Volatility | 9.45% | 11.54% | 11.67% | 12.10% | 16.48% | 18.15% | 19.98% | 18.94% |
| Worst month | - | -2.17% | -2.17% | -4.07% | -7.29% | -7.29% | -8.27% | -9.89% |
| Best month | - | 7.10% | 7.10% | 10.52% | 12.57% | 12.57% | 13.39% | 13.39% |
| Maximum loss | -3.31% | -4.88% | -4.88% | -8.20% | -17.83% | -20.21% | -31.73% | - |

Distribution permission

Austria, Germany, Switzerland

¹ Important note on update status: The displayed date refers exclusively to the calculation of the NAV.
² The Mountain-View Data Fund Rating calculates a comparative ranking for funds using yield, volatility and trend data. For more information visit [MVD Funds Rating](#)

Fidelity Fd.GI.Technology Fd.I Acc EUR / LU1642889601 / A2DUB4 / FIL IM (LU)

Investment strategy

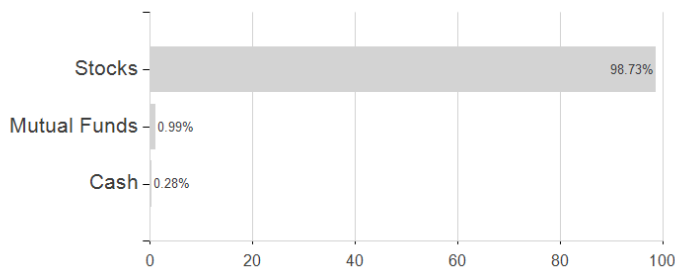
In actively managing the fund, the Investment Manager considers growth and valuation metrics, company financials, return on capital, cash flows and other measures, as well as company management, industry, economic conditions, and other factors. It also considers ESG characteristics when assessing investment risks and opportunities. In determining favourable ESG characteristics, the Investment Manager takes into account ESG ratings provided by Fidelity or external agencies. Through the investment management process the Investment Manager aims to ensure that investee companies follow good governance practices. The fund adheres to the Fidelity Sustainable Investing Framework standards.

Investment goal

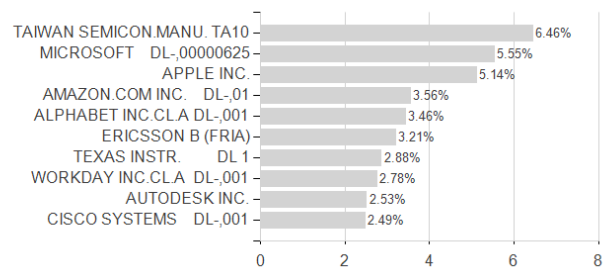
The fund aims to achieve capital growth over the long term. The fund invests at least 70% (and normally 75%) of its assets, in equities of companies throughout the world, including emerging markets that develop or will develop products, process or services providing or benefiting from technological advances or improvements. The fund may also invest in money market instruments on an ancillary basis. The fund invests at least 50% of its assets in securities of companies with favourable environmental, social and governance (ESG) characteristics.

Assessment Structure

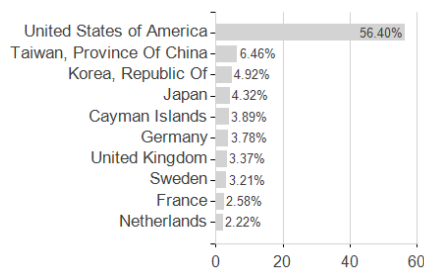
Assets



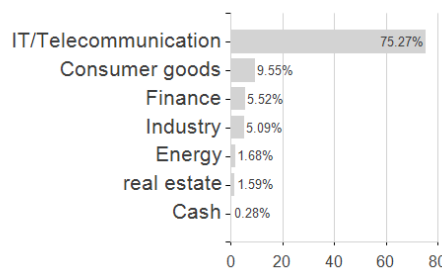
Largest positions



Countries



Branches



Currencies

