

Fidelity Fd.Gr.Ch.Fd.I Acc USD / LU1575869638 / A2DM68 / FIL IM (LU)

Last 07/23/2024 ¹	Region	Branch	Type of yield	Type
13.12 USD	Greater China	Mixed Sectors	reinvestment	Equity Fund



Risk key figures

SRI	1	2	3	4	5	6	7
Mountain-View Funds Rating ²	EDA ³						
	75						

Yearly Performance

2023	-2.13%
2022	-29.46%
2021	-4.51%
2020	+31.66%
2019	+26.75%

Master data		Conditions		Other figures	
Fund type	Single fund	Issue surcharge	0.00%	Minimum investment	USD 10,000,000.00
Category	Equity	Planned administr. fee	0.00%	Savings plan	-
Sub category	Mixed Sectors	Deposit fees	0.35%	UCITS / OGAW	Yes
Fund domicile	Luxembourg	Redemption charge	0.00%	Performance fee	0.00%
Tranch volume	(07/23/2024) EUR 137.94 mill.	Ongoing charges	-	Redeployment fee	0.00%
Total volume	(06/28/2024) EUR 805.05 mill.	Dividends		Investment company	
Launch date	3/16/2017	FIL IM (LU)			
KESt report funds	Yes	Kärntner Straße 9, Top 8, 1010, Wien			
Business year start	01.05.	Austria			
Sustainability type	-	https://www.fidelity.at			
Fund manager	Theresa Zhou, Ben Li				

Performance	1M	6M	YTD	1Y	2Y	3Y	5Y	Since start
Performance	-3.88%	+9.88%	+5.64%	+0.54%	-4.44%	-33.23%	-0.15%	+31.20%
Performance p.a.	-	-	-	+0.54%	-2.25%	-12.59%	-0.03%	+3.76%
Sharpe ratio	-2.94	1.07	0.41	-0.18	-0.28	-0.71	-0.17	0.00
Volatility	14.63%	15.98%	16.15%	17.77%	21.23%	22.82%	22.11%	20.62%
Worst month	-	-4.75%	-4.75%	-6.07%	-15.75%	-15.75%	-15.75%	-15.75%
Best month	-	5.24%	5.24%	9.13%	25.67%	25.67%	25.67%	25.67%
Maximum loss	-6.84%	-7.23%	-7.23%	-15.14%	-28.33%	-49.70%	-56.86%	-

Distribution permission

Austria, Germany, Switzerland

1 Important note on update status: The displayed date refers exclusively to the calculation of the NAV.

2 The Mountain-View Data Fund Rating calculates a comparative ranking for funds using yield, volatility and trend data. For more information visit [MVD Funds Rating](#)

3 Displays the Ethical-Dynamical Ratio calculated according to standard criteria. The maximum value is 100. For more information visit [EDA](#)

Fidelity Fd.Gr.Ch.Fd.I Acc USD / LU1575869638 / A2DM68 / FIL IM (LU)

Investment strategy

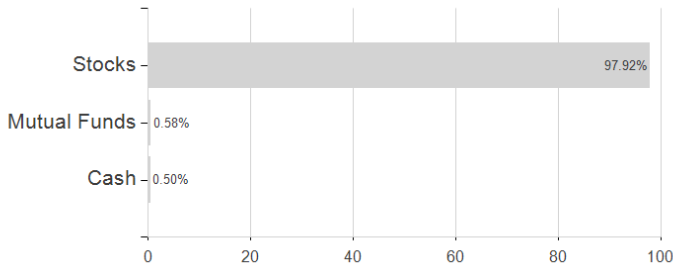
The manager focuses on large and medium-sized companies, which tend to have a longer track record in terms of management capability, corporate strategy and shareholder value creation, thereby rendering fundamental analysis more meaningful and useful. Moreover, these companies are generally more generous in paying out dividends. Meanwhile, smaller companies in the region are typically more illiquid with high business risks, and therefore less attractive.

Investment goal

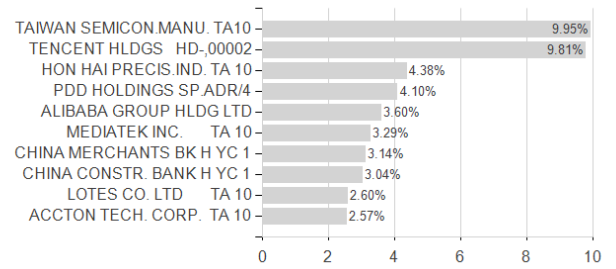
Invests principally in equity securities quoted on stock exchanges in Hong Kong, China and Taiwan.

Assessment Structure

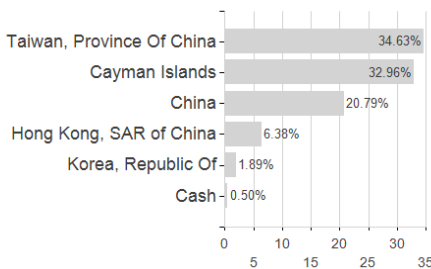
Assets



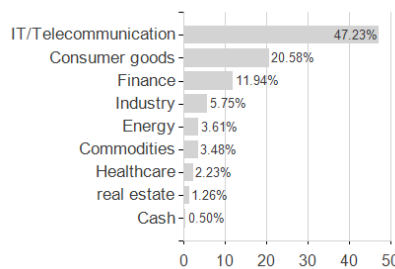
Largest positions



Countries



Branches



Currencies

