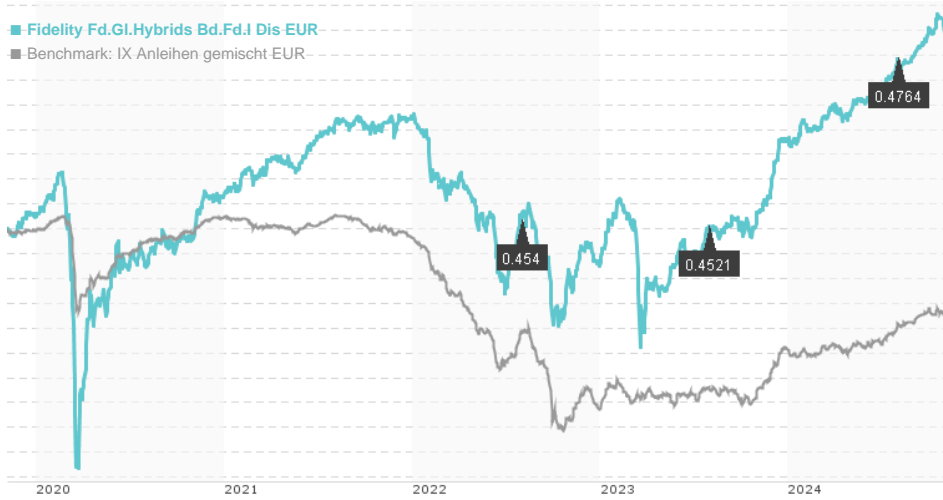


Fidelity Fd.GI.Hybrids Bd.Fd.I Dis EUR / LU1261432816 / A14Y7C / FIL IM (LU)

Last 11/04/2024 ¹	Region	Branch	Type of yield	Type
10.29 EUR	Worldwide	Bonds: Mixed	paying dividend	Fixed-Income Fund



Risk key figures

SRI	1	2	3	4	5	6	7	
Mountain-View Funds Rating ²							EDA ³	78

Yearly Performance

2023	+10.45%
2022	-10.91%
2021	+5.88%
2020	+1.81%
2019	+16.78%

Master data		Conditions		Other figures	
Fund type	Single fund	Issue surcharge	0.00%	Minimum investment	USD 10,000,000.00
Category	Bonds	Planned administr. fee	0.00%	Savings plan	-
Sub category	Bonds: Mixed	Deposit fees	0.00%	UCITS / OGAW	Yes
Fund domicile	Luxembourg	Redemption charge	0.00%	Performance fee	0.00%
Tranch volume	(11/04/2024) EUR 0.098 mill.	Ongoing charges	-	Redeployment fee	0.00%
Total volume	(10/31/2024) EUR 97.62 mill.	Dividends		Investment company	
Launch date	9/21/2015	01.08.2024	0.48 EUR	FIL IM (LU)	
KESt report funds	No	01.08.2023	0.45 EUR	Kärntner Straße 9, Top 8, 1010, Wien	
Business year start	01.05.	01.08.2022	0.45 EUR	Austria	
Sustainability type	-	02.08.2021	0.46 EUR	https://www.fidelity.at	
Fund manager	Kris Atkinson, James Durance	03.08.2020	0.40 EUR		

Performance	1M	6M	YTD	1Y	2Y	3Y	5Y	Since start
Performance	+0.10%	+5.78%	+8.33%	+14.57%	+21.82%	+7.24%	+16.64%	+48.21%
Performance p.a.	-	-	-	+14.61%	+10.36%	+2.35%	+3.12%	+4.40%
Sharpe ratio	-0.61	3.38	2.42	3.81	1.18	-0.11	0.01	0.20
Volatility	3.19%	2.61%	2.85%	3.03%	6.17%	6.39%	7.77%	6.77%
Worst month	-	0.15%	-0.70%	-0.70%	-6.02%	-6.23%	-13.60%	-13.60%
Best month	-	1.70%	3.58%	3.58%	4.05%	6.64%	8.62%	8.62%
Maximum loss	-1.14%	-1.14%	-1.26%	-1.26%	-11.59%	-17.18%	-22.84%	-

Distribution permission

Austria, Germany, Switzerland, Luxembourg, Czech Republic

¹ Important note on update status: The displayed date refers exclusively to the calculation of the NAV.

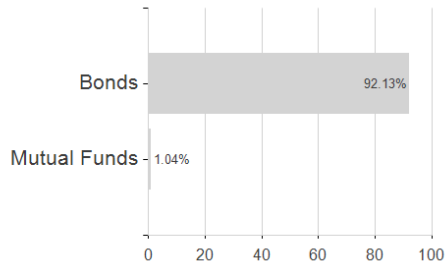
² The Mountain-View Data Fund Rating calculates a comparative ranking for funds using yield, volatility and trend data. For more information visit [MVD Funds Rating](#)

³ Displays the Ethical-Dynamical Ratio calculated according to standard criteria. The maximum value is 100. For more information visit [EDA](#)

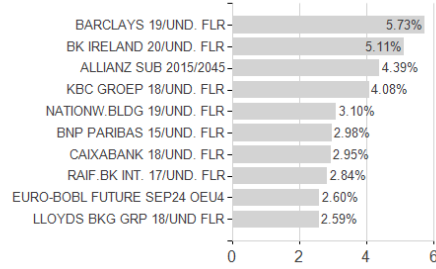
Fidelity Fd.GI.Hybrids Bd.Fd.I Dis EUR / LU1261432816 / A14Y7C / FIL IM (LU)

Assessment Structure

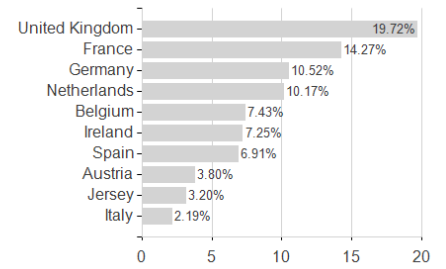
Assets



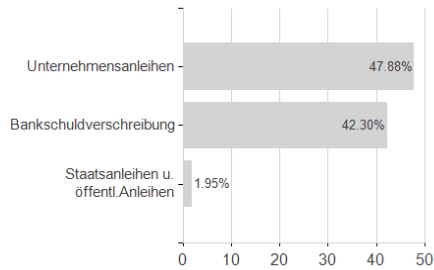
Largest positions



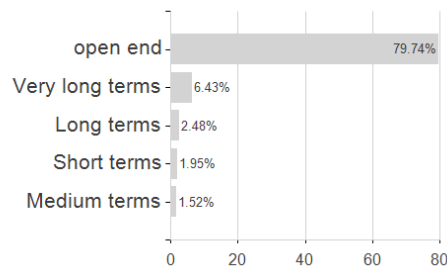
Countries



Issuer



Duration



Currencies

