

MFS Meridian-US Growth I1 EUR / LU1985811279 / A2PJL7 / MFS IM Co. (LU)

Last 10/02/2024 <sup>1</sup>	Country	Branch	Type of yield	Type
201.58 EUR	United States of America	Mixed Sectors	reinvestment	Equity Fund



Risk key figures

SRI	1	2	3	4	5	6	7	
Mountain-View Funds Rating <sup>2</sup>							EDA <sup>3</sup>	73

Yearly Performance

2023	+30.95%
2022	-26.76%
2021	+32.08%
2020	+19.95%

Master data		Conditions		Other figures	
Fund type	Single fund	Issue surcharge	0.00%	Minimum investment	UNT 0
Category	Equity	Planned administr. fee	0.00%	Savings plan	-
Sub category	Mixed Sectors	Deposit fees	0.00%	UCITS / OGAW	Yes
Fund domicile	Luxembourg	Redemption charge	0.00%	Performance fee	0.00%
Tranch volume	(10/02/2024) USD 12.52 mill.	Ongoing charges	-	Redeployment fee	0.00%
Total volume	(10/02/2024) USD 83.51 mill.	<b>Dividends</b>		<b>Investment company</b>	
Launch date	8/20/2019	MFS IM Co. (LU)			
KESt report funds	Yes	One Carter Lane, EC4V 5ER, London			
Business year start	01.02.	United Kingdom			
Sustainability type	-	https://www.mfs.com			
Fund manager	Eric Fischman, Paul Gordon, Nicholas Paul				

Performance	1M	6M	YTD	1Y	2Y	3Y	5Y	Since start
Performance	+3.81%	+4.39%	+24.06%	+31.66%	+50.34%	+32.80%	+105.27%	+99.80%
Performance p.a.	-	-	-	+31.56%	+22.61%	+9.93%	+15.45%	+14.47%
Sharpe ratio	3.32	0.31	1.70	1.69	1.12	0.32	0.53	0.49
Volatility	17.11%	18.42%	17.66%	16.82%	17.30%	20.65%	23.09%	22.98%
Worst month	-	-3.47%	-3.47%	-3.47%	-8.70%	-8.70%	-9.47%	-9.47%
Best month	-	6.71%	8.56%	8.56%	8.56%	13.76%	13.96%	13.96%
Maximum loss	-2.83%	-13.36%	-13.36%	-13.36%	-13.36%	-29.76%	-29.76%	-

Distribution permission

Austria, Germany, Switzerland, Luxembourg, Czech Republic

<sup>1</sup> Important note on update status: The displayed date refers exclusively to the calculation of the NAV.

<sup>2</sup> The Mountain-View Data Fund Rating calculates a comparative ranking for funds using yield, volatility and trend data. For more information visit [MVD Funds Rating](#)

<sup>3</sup> Displays the Ethical-Dynamical Ratio calculated according to standard criteria. The maximum value is 100. For more information visit [EDA](#)

DISCLAIMER: The information on this page are for informational purposes only and should neither an offer to sell nor a solicitation for the purchase of the security or recommendation in favor of the security to be understood. baha GmbH assumes no liability despite thorough searches for the accuracy of the data.

Funds data from: www.mountain-view.com. Fact Sheet created by: www.baha.com

**MFS Meridian-US Growth I1 EUR / LU1985811279 / A2PJL7 / MFS IM Co. (LU)**

**Investment strategy**

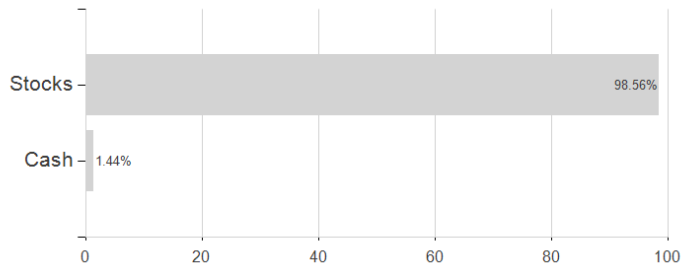
The fund invests primarily (at least 70%) in U.S. equity securities. The fund may also invest in non-U.S. equity securities. The fund generally focuses its investments in larger companies it believes to have above average earnings growth potential compared to other companies (growth companies). The fund may invest a relatively large percentage of its assets in a small number of industries or sectors.

**Investment goal**

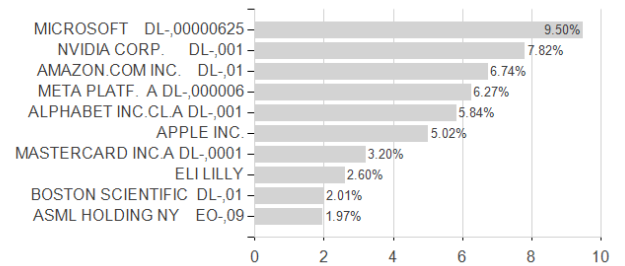
The fund's objective is capital appreciation, measured in U.S. dollars.

**Assessment Structure**

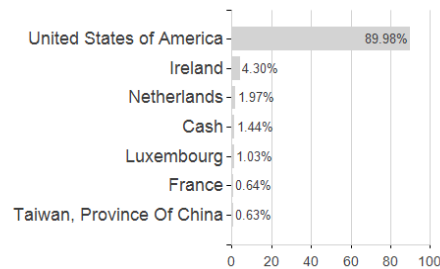
**Assets**



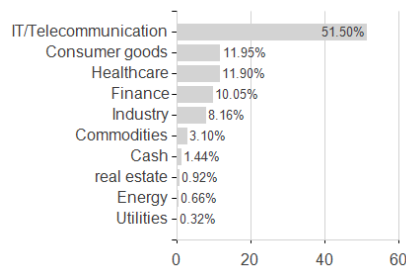
**Largest positions**



**Countries**



**Branches**



**Currencies**

