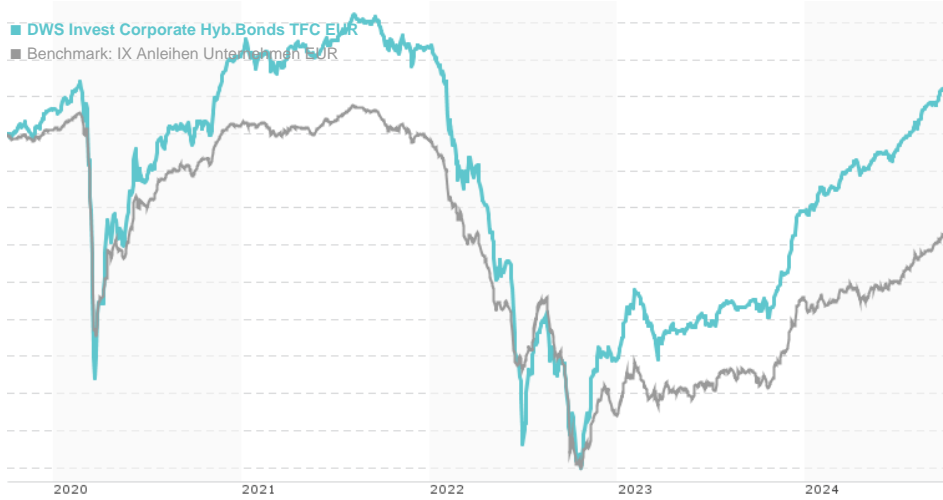


DWS Invest Corporate Hyb.Bonds TFC EUR / LU1663846050 / DWS2PS / DWS Investment SA

Last 10/02/2024 <sup>1</sup>	Region	Branch	Type of yield	Type
108.77 EUR	Worldwide	Corporate Bonds	reinvestment	Fixed-Income Fund



Risk key figures

SRI	1	2	3	4	5	6	7
Mountain-View Funds Rating <sup>2</sup>	EDA <sup>3</sup>						
	65						

Yearly Performance

2023	+9.13%
2022	-16.09%
2021	+0.43%
2020	+2.88%
2019	+12.89%

Master data		Conditions		Other figures	
Fund type	Single fund	Issue surcharge	0.00%	Minimum investment	UNT 0
Category	Bonds	Planned administr. fee	0.00%	Savings plan	-
Sub category	Corporate Bonds	Deposit fees	0.00%	UCITS / OGAW	Yes
Fund domicile	Luxembourg	Redemption charge	0.00%	Performance fee	0.00%
Tranch volume	(10/02/2024) EUR 26.96 mill.	Ongoing charges	-	Redeployment fee	0.00%
Total volume	(07/31/2024) EUR 243.98 mill.	<b>Dividends</b>		<b>Investment company</b>	
Launch date	12/5/2017	DWS Investment SA			
KESt report funds	Yes	Mainzer Landstraße 11-17, 60329, Frankfurt am Main			
Business year start	01.01.	Germany			
Sustainability type	-	https://www.dws.de			
Fund manager	Berger, Max				

Performance	1M	6M	YTD	1Y	2Y	3Y	5Y	Since start
Performance	+0.99%	+4.49%	+7.14%	+13.08%	+22.52%	-2.42%	+2.58%	+8.77%
Performance p.a.	-	-	-	+13.04%	+10.69%	-0.81%	+0.51%	+1.24%
Sharpe ratio	7.05	4.03	4.31	5.05	2.33	-0.89	-0.56	-0.45
Volatility	1.35%	1.46%	1.48%	1.94%	3.19%	4.56%	4.91%	4.47%
Worst month	-	-0.04%	-0.18%	-0.18%	-0.84%	-10.59%	-10.59%	-10.59%
Best month	-	1.32%	2.93%	2.93%	4.15%	7.19%	7.19%	7.19%
Maximum loss	-0.18%	-0.83%	-0.83%	-1.09%	-4.10%	-22.14%	-22.98%	-

Distribution permission

Austria, Germany, Switzerland, Czech Republic

<sup>1</sup> Important note on update status: The displayed date refers exclusively to the calculation of the NAV.

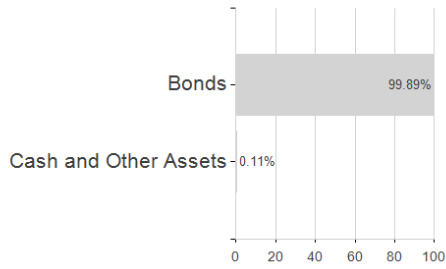
<sup>2</sup> The Mountain-View Data Fund Rating calculates a comparative ranking for funds using yield, volatility and trend data. For more information visit [MVD Funds Rating](#)

<sup>3</sup> Displays the Ethical-Dynamical Ratio calculated according to standard criteria. The maximum value is 100. For more information visit [EDA](#)


**DWS Invest Corporate Hyb.Bonds TFC EUR / LU1663846050 / DWS2PS / DWS Investment SA**

Assessment Structure

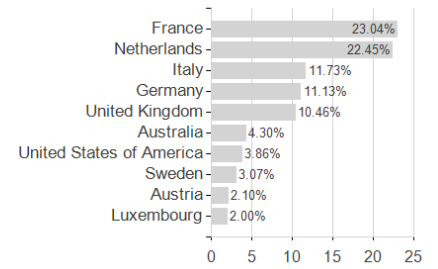
Assets



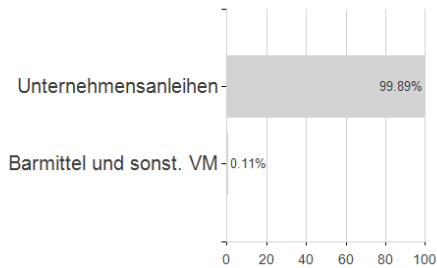
Largest positions



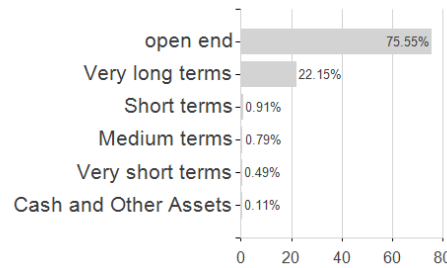
Countries



Issuer



Duration



Currencies

