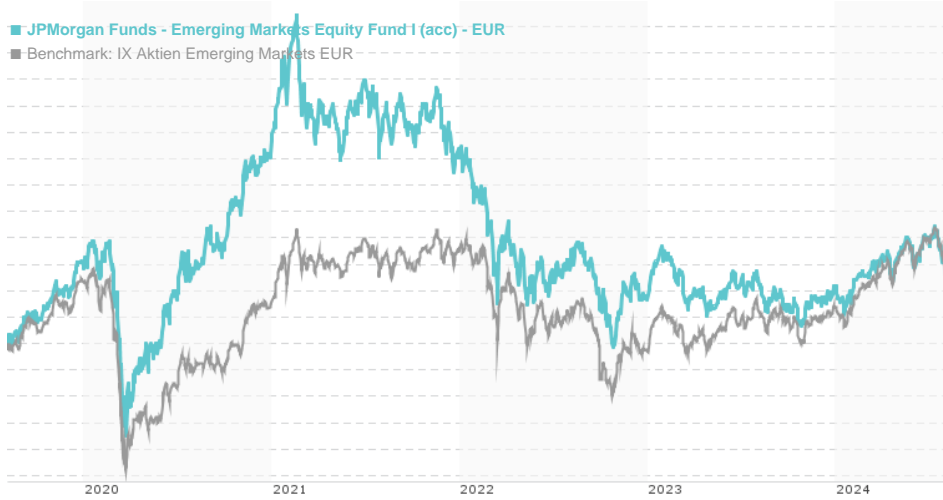


JPMorgan Funds - Emerging Markets Equity Fund I (acc) - EUR / LU0383004313 / A0Q7ZF / JPMorgan AM (EU)

Last 08/02/2024 ¹	Region	Branch	Type of yield	Type
23.60 EUR	Emerging Markets	Mixed Sectors	reinvestment	Equity Fund



Risk key figures

SRI	1	2	3	4	5	6	7
Mountain-View Funds Rating ²	EDA ³						
	81						

Yearly Performance

2023	+2.46%
2022	-20.88%
2021	-1.88%
2020	+22.19%
2019	+33.54%

Master data		Conditions		Other figures	
Fund type	Single fund	Issue surcharge	0.00%	Minimum investment	USD 10,000,000.00
Category	Equity	Planned administr. fee	0.00%	Savings plan	-
Sub category	Mixed Sectors	Deposit fees	0.00%	UCITS / OGAW	Yes
Fund domicile	Luxembourg	Redemption charge	0.00%	Performance fee	0.00%
Tranch volume	(08/02/2024) USD 379.95 mill.	Ongoing charges	-	Redeployment fee	0.00%
Total volume	(08/02/2024) USD 5,480.59 mill.	Dividends		Investment company	
Launch date	4/28/2009	JPMorgan AM (EU)			
KESr report funds	Yes	PO Box 275, 2012, Luxembourg			
Business year start	01.07.	Luxembourg			
Sustainability type	-	https://www.jpmorganassetmanagement.de			
Fund manager	Austin Forey, Leon Eidelman				

Performance	1M	6M	YTD	1Y	2Y	3Y	5Y	Since start
Performance	-5.14%	+2.25%	+1.29%	+0.51%	-1.38%	-19.54%	+8.56%	+208.09%
Performance p.a.	-	-	-	+0.51%	-0.69%	-6.98%	+1.65%	+7.65%
Sharpe ratio	-2.85	0.07	-0.11	-0.25	-0.32	-0.66	-0.10	0.23
Volatility	17.51%	12.84%	12.86%	12.36%	13.53%	16.19%	19.23%	17.58%
Worst month	-	-3.63%	-3.63%	-4.45%	-9.33%	-9.33%	-15.24%	-15.24%
Best month	-	4.95%	4.95%	4.95%	10.37%	10.37%	10.41%	10.41%
Maximum loss	-7.96%	-7.96%	-7.96%	-8.02%	-16.71%	-33.14%	-38.78%	-

Distribution permission

Austria, Germany, Switzerland

1 Important note on update status: The displayed date refers exclusively to the calculation of the NAV.

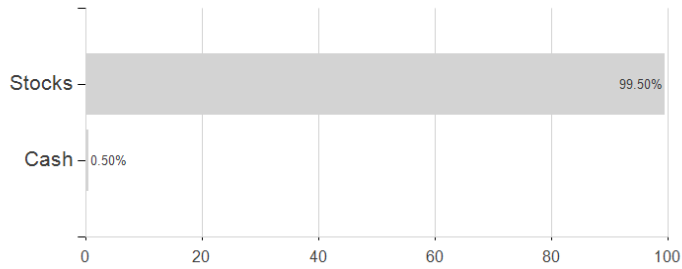
2 The Mountain-View Data Fund Rating calculates a comparative ranking for funds using yield, volatility and trend data. For more information visit [MVD Funds Rating](#)

JPMorgan Funds - Emerging Markets Equity Fund I (acc) - EUR / LU0383004313 / A0Q7ZF / JPMorgan AM (EU)

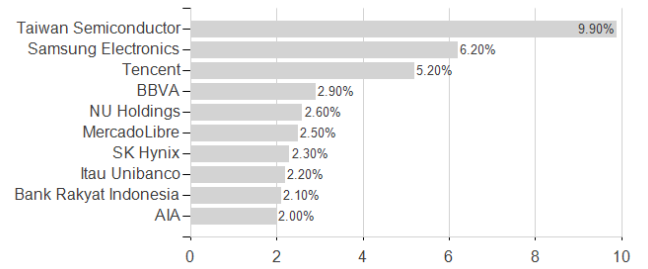
3 Displays the Ethical-Dynamical Ratio calculated according to standard criteria. The maximum value is 100. For more information visit [EDA](#)

Assessment Structure

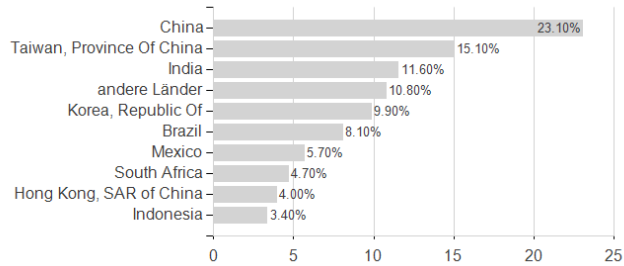
Assets



Largest positions



Countries



Branches

