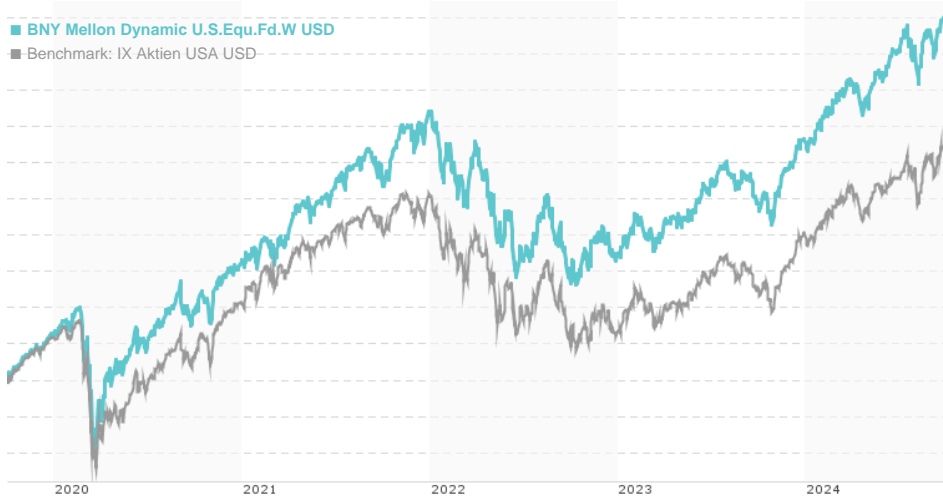


BNY Mellon Dynamic U.S.Equ.Fd.W USD / IE00BYZ8Y481 / A2JG6R / BNY Mellon Fund M.

Last 09/30/2024 ¹	Country	Branch	Type of yield	Type
2.36 USD	United States of America	Mixed Sectors	reinvestment	Equity Fund



Risk key figures

SRI	1	2	3	4	5	6	7
Mountain-View Funds Rating ²	EDA ³						
	▲▲▲▲▲▲▲						

Yearly Performance

2023	+23.28%
2022	-22.12%
2021	+30.01%
2020	+18.46%
2019	+36.51%

Master data		Conditions		Other figures	
Fund type	Single fund	Issue surcharge	5.00%	Minimum investment	USD 15,000,000.00
Category	Equity	Planned administr. fee	0.00%	Savings plan	-
Sub category	Mixed Sectors	Deposit fees	0.15%	UCITS / OGAW	Yes
Fund domicile	Ireland	Redemption charge	0.00%	Performance fee	0.00%
Tranch volume	(09/30/2024) USD 37.20 mill.	Ongoing charges	-	Redeployment fee	0.00%
Total volume	-	Dividends		Investment company	
Launch date	11/3/2017	BNY Mellon Fund M.			
KESt report funds	No	160 Queen Victoria Street, EC4V4LA, London			
Business year start	01.01.	United Kingdom			
Sustainability type	-	https://www.bnymellon.com			
Fund manager	James Stavena, Dimitri Curtil, Torrey Zaches				

Performance	1M	6M	YTD	1Y	2Y	3Y	5Y	Since start
Performance	+2.12%	+10.64%	+20.75%	+34.89%	+58.37%	+30.63%	+94.64%	+135.50%
Performance p.a.	-	-	-	+35.00%	+25.81%	+9.31%	+14.23%	+13.21%
Sharpe ratio	1.94	1.54	2.13	2.64	1.62	0.35	0.54	0.51
Volatility	12.79%	12.53%	11.97%	12.03%	13.86%	17.35%	20.37%	19.42%
Worst month	-	-4.16%	-4.16%	-5.29%	-8.63%	-10.11%	-11.87%	-11.87%
Best month	-	4.75%	5.14%	9.26%	9.26%	9.33%	12.69%	12.69%
Maximum loss	-3.87%	-8.14%	-8.14%	-8.14%	-10.74%	-27.43%	-32.74%	-

Distribution permission

Austria, Germany, Switzerland, Czech Republic

¹ Important note on update status: The displayed date refers exclusively to the calculation of the NAV.

² The Mountain-View Data Fund Rating calculates a comparative ranking for funds using yield, volatility and trend data. For more information visit [MVD Funds Rating](#)

³ Displays the Ethical-Dynamical Ratio calculated according to standard criteria. The maximum value is 100. For more information visit [EDA](#)

DISCLAIMER: The information on this page are for informational purposes only and should neither an offer to sell nor a solicitation for the purchase of the security or recommendation in favor of the security to be understood. baha GmbH assumes no liability despite thorough searches for the accuracy of the data.

Funds data from: www.mountain-view.com. Fact Sheet created by: www.baha.com

BNY Mellon Dynamic U.S.Equ.Fd.W USD / IE00BYZ8Y481 / A2JG6R / BNY Mellon Fund M.

Investment strategy

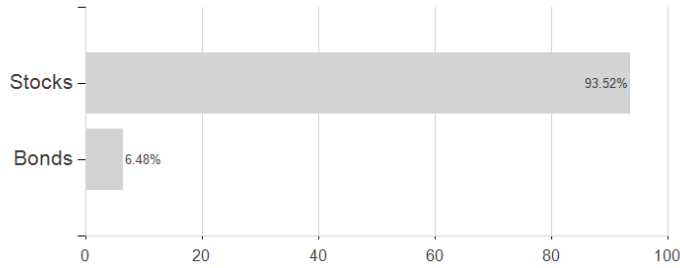
The Fund will: invest the majority of its Net Asset Value (NAV) in U.S. equities comprising the Index, invest more than 50% of its Net Asset Value (NAV) directly in the constituents of the index or indirectly through FDI, invest in bonds and similar debt investments issued by governments, companies and other public entities in the U.S., invest on a long and short basis, invest in derivatives (financial instruments whose value is derived from other assets) to help achieve the Fund's investment objective. The Fund will also use derivatives with the aim of risk or cost reduction or to generate additional capital or income.

Investment goal

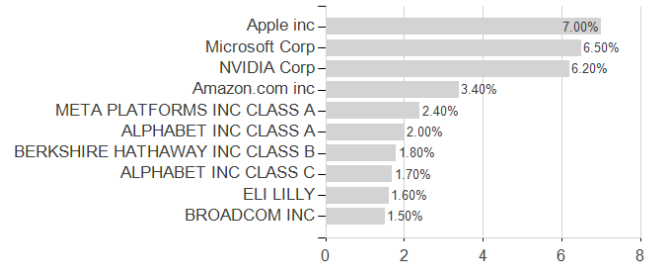
To outperform the S&P 500® Net Total Return Index (the "Index") with a similar level of volatility to the Index over three to five years before fees and expenses.

Assessment Structure

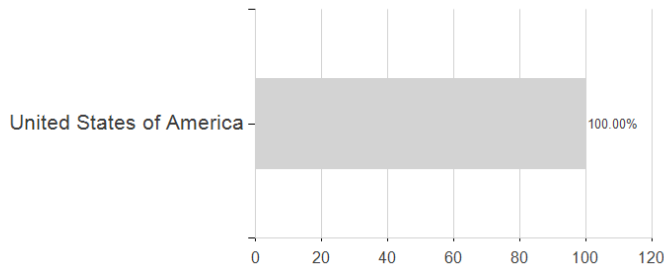
Assets



Largest positions



Countries



Branches

