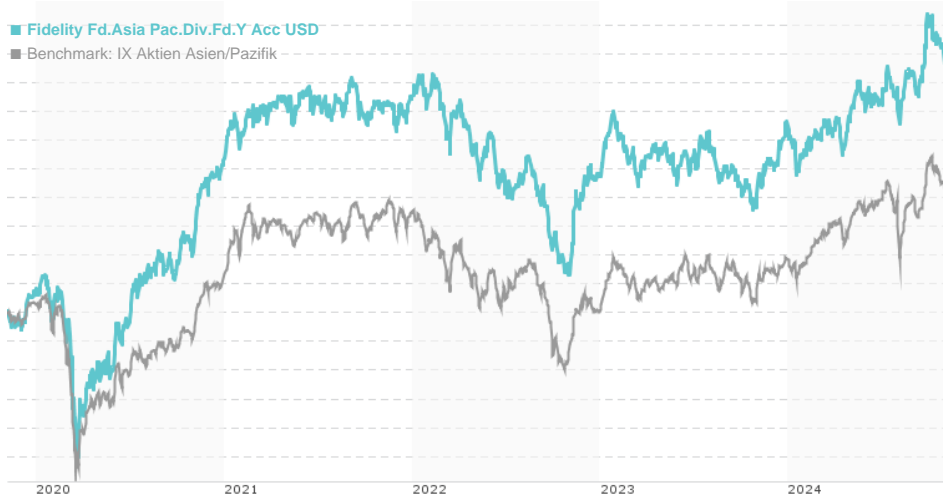


Fidelity Fd.Asia Pac.Div.Fd.Y Acc USD / LU1273509064 / A143TU / FIL IM (LU)

Last 11/04/2024 ¹	Region	Branch	Type of yield	Type
21.00 USD	Asia/Pacific	Mixed Sectors	reinvestment	Equity Fund



Risk key figures

SRI	1	2	3	4	5	6	7
Mountain-View Funds Rating ²	EDA ³						
	79						

Yearly Performance

2023	+7.49%
2022	-9.92%
2021	+8.59%
2020	+22.85%
2019	+18.47%

Master data		Conditions		Other figures	
Fund type	Single fund	Issue surcharge	0.00%	Minimum investment	USD 2,500.00
Category	Equity	Planned administr. fee	0.00%	Savings plan	-
Sub category	Mixed Sectors	Deposit fees	0.00%	UCITS / OGAW	Yes
Fund domicile	Luxembourg	Redemption charge	0.00%	Performance fee	0.00%
Tranch volume	(11/04/2024) USD 39.68 mill.	Ongoing charges	-	Redeployment fee	0.00%
Total volume	(10/31/2024) USD 339.46 mill.	Dividends		Investment company	
Launch date	8/20/2015	FIL IM (LU)			
KESt report funds	No	Kärntner Straße 9, Top 8, 1010, Wien			
Business year start	01.05.	Austria			
Sustainability type	-	https://www.fidelity.at			
Fund manager	Jochen Breuer				

Performance	1M	6M	YTD	1Y	2Y	3Y	5Y	Since start
Performance	-3.71%	+7.03%	+9.26%	+17.25%	+33.16%	+7.91%	+46.34%	+93.91%
Performance p.a.	-	-	-	+17.30%	+15.37%	+2.57%	+7.90%	+8.68%
Sharpe ratio	-2.90	0.85	0.62	1.12	0.97	-0.04	0.31	0.39
Volatility	13.44%	13.49%	12.85%	12.80%	12.74%	12.88%	15.50%	14.54%
Worst month	-	-4.39%	-4.39%	-4.39%	-5.32%	-8.74%	-11.74%	-11.74%
Best month	-	6.07%	6.07%	6.92%	14.50%	14.50%	14.50%	14.50%
Maximum loss	-5.39%	-6.89%	-6.89%	-6.92%	-12.58%	-24.64%	-29.68%	-

Distribution permission

Austria, Germany, Switzerland, Luxembourg, Czech Republic

1 Important note on update status: The displayed date refers exclusively to the calculation of the NAV.
 2 The Mountain-View Data Fund Rating calculates a comparative ranking for funds using yield, volatility and trend data. For more information visit [MVD Funds Rating](#)
 3 Displays the Ethical-Dynamical Ratio calculated according to standard criteria. The maximum value is 100. For more information visit [EDA](#)

Fidelity Fd.Asia Pac.Div.Fd.Y Acc USD / LU1273509064 / A143TU / FIL IM (LU)

Investment strategy

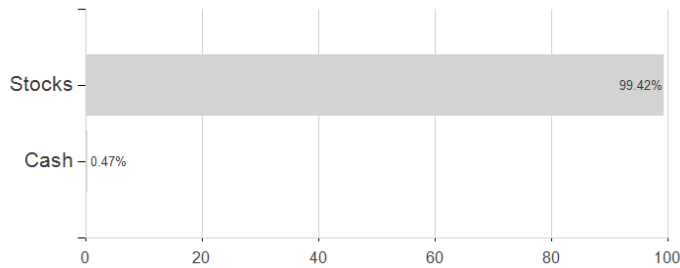
The fund invests at least 70% (and normally 75%) of its assets, in income producing equity securities of companies that are headquartered or do most of their business in the Asia Pacific region, including emerging markets. The fund may also invest in money market instruments on an ancillary basis.

Investment goal

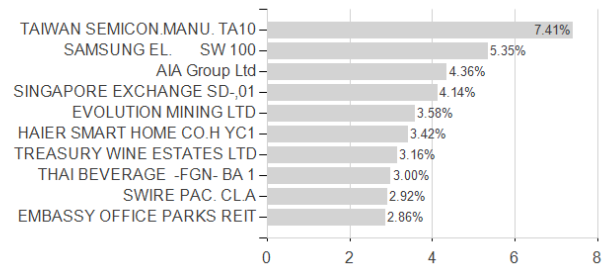
The fund aims to achieve capital growth over the long term and provide income.

Assessment Structure

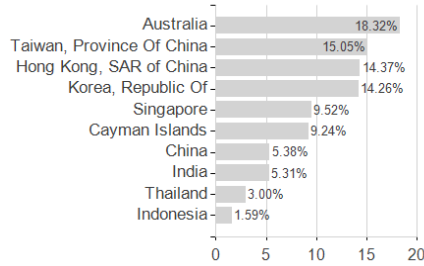
Assets



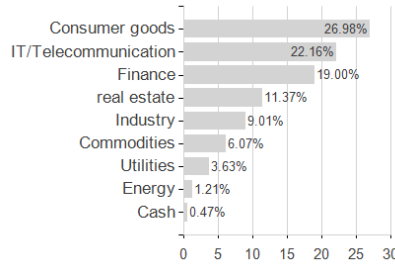
Largest positions



Countries



Branches



Currencies

