

**XAIA Credit Debt Capital R / LU2194006164 / A2P66W / Universal-Inv. (LU)**

Last 08/26/2024 <sup>1</sup>	Region	Branch	Type of yield	Type
103.70 EUR	Worldwide	AI Hedgefonds Single Strategy	paying dividend	Alternative Investm.



**Risk key figures**

SRI	1	2	3	4	5	6	7
Mountain-View Funds Rating <sup>2</sup>							EDA <sup>3</sup>
							-

**Yearly Performance**

2023	+5.15%
2022	+1.15%
2021	+0.68%

Master data		Conditions		Other figures	
Fund type	Single fund	Issue surcharge	3.00%	Minimum investment	UNT 20,000,000
Category	Alternative Investments	Planned administr. fee	0.00%	Savings plan	-
Sub category	AI Hedgefonds Single Strategy	Deposit fees	0.05%	UCITS / OGAW	Yes
Fund domicile	Luxembourg	Redemption charge	0.00%	Performance fee	20.00%
Tranch volume	(08/26/2024) EUR 18.72 mill.	Ongoing charges	-	Redeployment fee	0.00%
Total volume	(08/26/2024) EUR 280.53 mill.	Dividends		Investment company	
Launch date	7/1/2020	12.12.2023	4.50 EUR	Universal-Inv. (LU)	
KESt report funds	No	13.12.2022	1.25 EUR	15, rue de Flaxweiler, 6776, Grevenmacher	
Business year start	01.01.	14.12.2021	0.80 EUR	Luxembourg	
Sustainability type	-	15.12.2020	1.00 EUR	https://www.universal-investment.com	
Fund manager	XAIA Investment GmbH				

Performance	1M	6M	YTD	1Y	2Y	3Y	5Y	Since start
Performance	+0.47%	+2.00%	+2.96%	+4.73%	+9.38%	+9.44%	-	+11.69%
Performance p.a.	-	-	-	+4.74%	+4.58%	+3.05%	-	+2.70%
Sharpe ratio	1.99	0.68	1.33	1.52	0.93	-0.39	-	-0.68
Volatility	1.05%	0.76%	0.80%	0.81%	1.14%	1.20%	0.00%	1.21%
Worst month	-	0.04%	0.04%	0.04%	-0.02%	-0.45%	-0.45%	-0.45%
Best month	-	0.54%	0.73%	0.73%	0.73%	0.73%	0.73%	0.73%
Maximum loss	-0.11%	-0.13%	-0.13%	-0.13%	-0.59%	-1.33%	0.00%	-

**Distribution permission**

Austria, Germany

<sup>1</sup> Important note on update status: The displayed date refers exclusively to the calculation of the NAV.

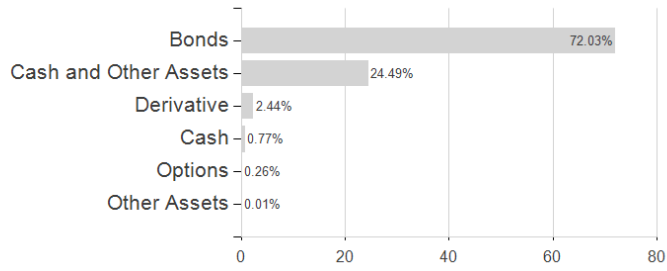
<sup>2</sup> The Mountain-View Data Fund Rating calculates a comparative ranking for funds using yield, volatility and trend data. For more information visit [MVD Funds Rating](#)

<sup>3</sup> Displays the Ethical-Dynamical Ratio calculated according to standard criteria. The maximum value is 100. For more information visit [EDA](#)

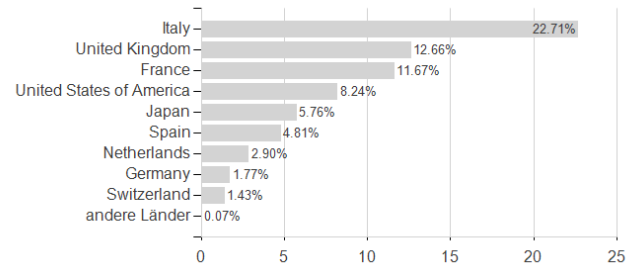
**XAIA Credit Debt Capital R / LU2194006164 / A2P66W / Universal-Inv. (LU)**

**Assessment Structure**

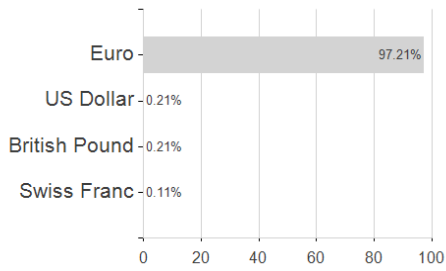
**Assets**



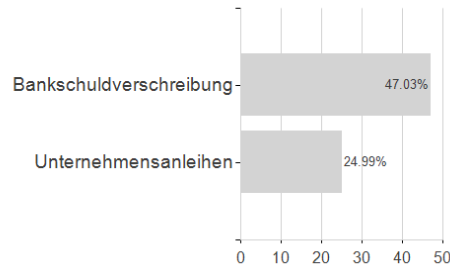
**Countries**



**Currencies**



**Issuer**



**Duration**

