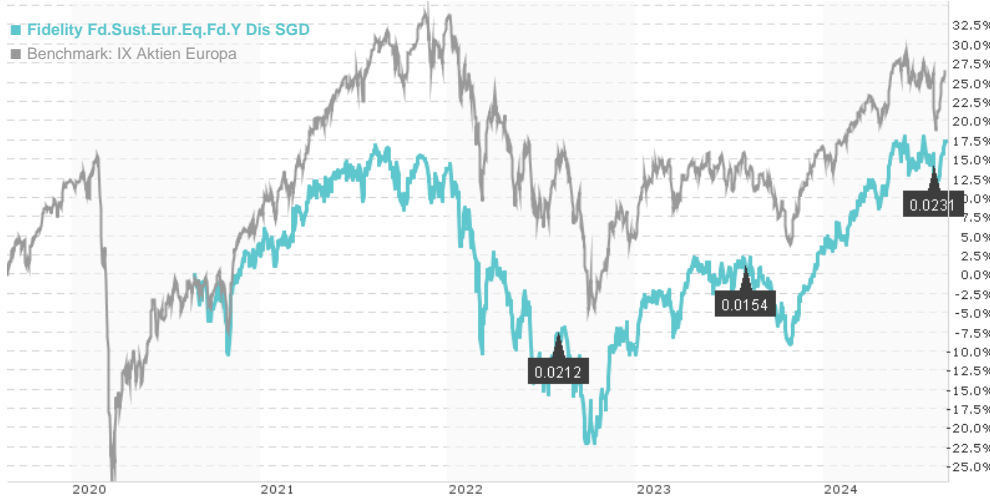


Fidelity Fd.Sust.Eur.Eq.Fd.Y Dis SGD / LU1295420803 / A14013 / FIL IM (LU)

Last 08/26/2024 ¹	Region	Branch	Type of yield	Type
1.20 SGD	Europe	Mixed Sectors	paying dividend	Equity Fund



Risk key figures

SRI	1	2	3	4	5	6	7
Mountain-View Funds Rating ²	EDA ³						
	75						

Yearly Performance

2023	+15.25%
2022	-21.24%
2021	+11.16%

Master data		Conditions		Other figures	
Fund type	Single fund	Issue surcharge	0.00%	Minimum investment	USD 2,500.00
Category	Equity	Planned administr. fee	0.00%	Savings plan	-
Sub category	Mixed Sectors	Deposit fees	0.35%	UCITS / OGAW	Yes
Fund domicile	Luxembourg	Redemption charge	0.00%	Performance fee	0.00%
Tranch volume	(08/26/2024) EUR 0.012 mill.	Ongoing charges	-	Redeployment fee	0.00%
Total volume	(07/31/2024) EUR 211.68 mill.	Dividends		Investment company	
Launch date	10/5/2015	01.08.2024	0.02 SGD	FIL IM (LU)	
KESt report funds	Yes	01.08.2023	0.02 SGD	Kärntner Straße 9, Top 8, 1010, Wien	
Business year start	01.05.	01.08.2022	0.02 SGD	Austria	
Sustainability type	Ethics/ecology	02.08.2021	0.01 SGD	https://www.fidelity.at	
Fund manager	Terry Raven, Alexander Grant				

Performance	1M	6M	YTD	1Y	2Y	3Y	5Y	Since start
Performance	+1.64%	+8.68%	+13.52%	+17.33%	+32.94%	+1.81%	-	+17.38%
Performance p.a.	-	-	-	+17.38%	+15.28%	+0.60%	-	+4.09%
Sharpe ratio	1.27	1.28	1.60	1.21	0.82	-0.18	-	0.03
Volatility	13.88%	11.43%	11.26%	11.47%	14.28%	16.67%	0.00%	16.23%
Worst month	-	-1.82%	-1.82%	-4.49%	-8.10%	-9.97%	0.00%	-9.97%
Best month	-	4.74%	5.48%	6.79%	8.33%	8.33%	0.00%	13.50%
Maximum loss	-4.86%	-6.64%	-6.64%	-10.06%	-12.78%	-33.08%	0.00%	-

Distribution permission

Austria, Germany, Switzerland, Luxembourg

¹ Important note on update status: The displayed date refers exclusively to the calculation of the NAV.

² The Mountain-View Data Fund Rating calculates a comparative ranking for funds using yield, volatility and trend data. For more information visit [MVD Funds Rating](#)

³ Displays the Ethical-Dynamical Ratio calculated according to standard criteria. The maximum value is 100. For more information visit [EDA](#)

Fidelity Fd.Sust.Eur.Eq.Fd.Y Dis SGD / LU1295420803 / A14013 / FIL IM (LU)

Investment strategy

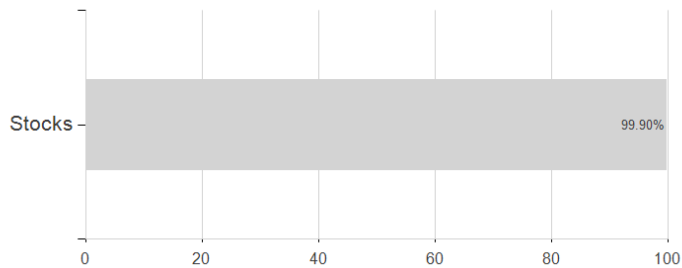
In actively managing the fund, the Investment Manager considers growth and valuation metrics, company financials, return on capital, cash flows and other measures, as well as company management, industry, economic conditions, and other characteristics. The Investment Manager also considers ESG characteristics when assessing investment risks and opportunities. In determining favourable ESG characteristics, the Investment Manager takes into account ESG ratings provided by Fidelity or external agencies.

Investment goal

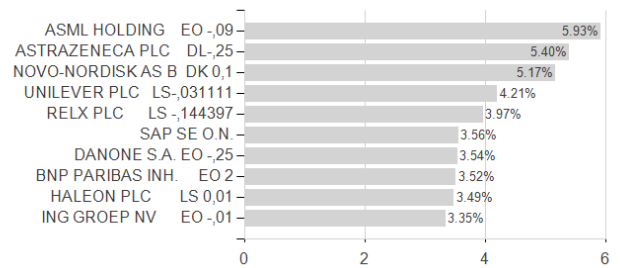
The fund aims to achieve capital growth over the long term. The fund invests at least 70% of its assets, in equities of companies that are listed, headquartered, or do most of their business in Europe. The fund may also invest in money market instruments on an ancillary basis. The fund invests at least 70% of its assets in securities of issuers with favourable environmental, social and governance (ESG) characteristics and up to 30% in securities of issuers with improving ESG characteristics.

Assessment Structure

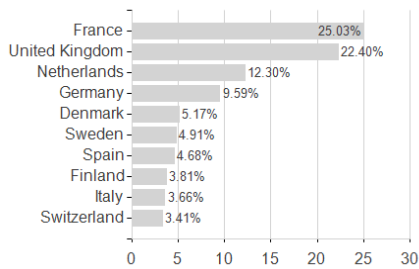
Assets



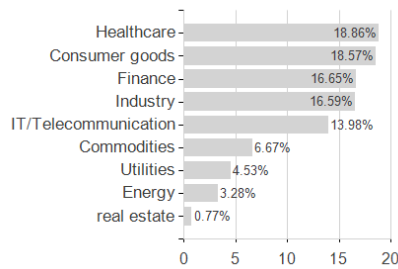
Largest positions



Countries



Branches



Currencies

