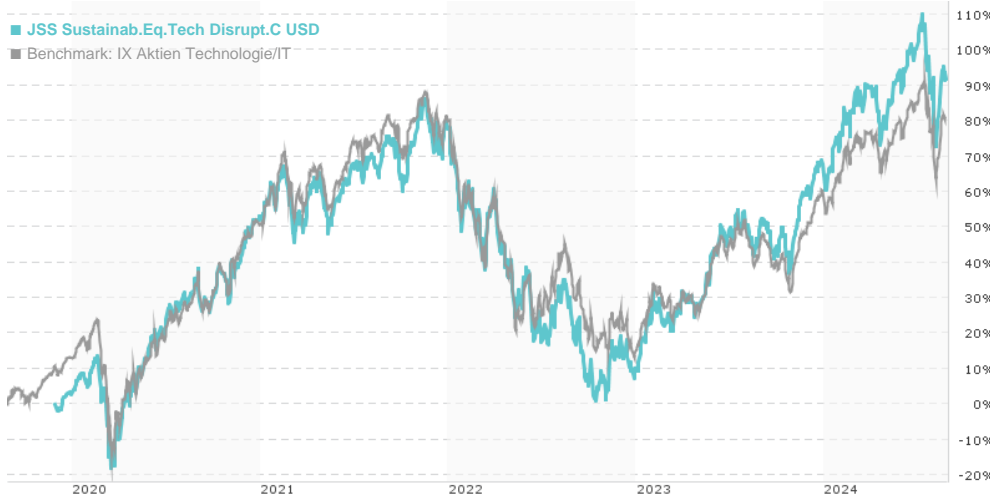


JSS Sustainab.Eq.Tech Disrupt.C USD / LU1752457157 / A2PWQ5 / J.S.Sarasin Fd.M. LU

Last 08/26/2024 <sup>1</sup>	Region	Branch	Type of yield	Type
191.17 USD	Worldwide	Sector Technology	reinvestment	Equity Fund



Risk key figures

SRI	1	2	3	4	5	6	7	
Mountain-View Funds Rating <sup>2</sup>							EDA <sup>3</sup>	79

Yearly Performance

2023	+52.85%
2022	-38.22%
2021	+16.00%
2020	+49.02%

Master data		Conditions		Other figures	
Fund type	Single fund	Issue surcharge	3.00%	Minimum investment	UNT 0
Category	Equity	Planned administr. fee	0.00%	Savings plan	-
Sub category	Sector Technology	Deposit fees	0.10%	UCITS / OGAW	Yes
Fund domicile	Luxembourg	Redemption charge	0.00%	Performance fee	0.00%
Tranch volume	(08/26/2024) USD 5.73 mill.	Ongoing charges	-	Redeployment fee	0.00%
Total volume	(07/31/2024) USD 405.14 mill.	Dividends		Investment company	
Launch date	5/31/2018	J.S.Sarasin Fd.M. LU 17-21, Boulevard Joseph II, 1840, Luxembourg Luxembourg <a href="http://www.jsafrasarasin.lu/internet/lu/">http://www.jsafrasarasin.lu/internet/lu/</a>			
KESt report funds	Yes				
Business year start	01.07.				
Sustainability type	Ethics/ecology				
Fund manager	Tomasz Godziek, Daniel Lurch, Hüseyin Turan				

Performance	1M	6M	YTD	1Y	2Y	3Y	5Y	Since start
Performance	+1.05%	+4.77%	+14.38%	+31.32%	+52.85%	+12.96%	-	+92.11%
Performance p.a.	-	-	-	+31.41%	+23.60%	+4.14%	-	+14.75%
Sharpe ratio	0.26	0.28	0.87	1.36	0.88	0.02	-	0.44
Volatility	36.31%	22.62%	22.38%	20.54%	22.84%	25.11%	0.00%	25.43%
Worst month	-	-6.22%	-6.22%	-6.22%	-13.83%	-13.83%	-13.83%	-13.83%
Best month	-	8.00%	8.00%	14.60%	14.60%	14.60%	14.60%	14.60%
Maximum loss	-10.07%	-17.65%	-17.65%	-17.65%	-19.67%	-45.79%	0.00%	-

Distribution permission

Austria, Germany

<sup>1</sup> Important note on update status: The displayed date refers exclusively to the calculation of the NAV.

<sup>2</sup> The Mountain-View Data Fund Rating calculates a comparative ranking for funds using yield, volatility and trend data. For more information visit [MVD Funds Rating](#)

<sup>3</sup> Displays the Ethical-Dynamical Ratio calculated according to standard criteria. The maximum value is 100. For more information visit [EDA](#)

DISCLAIMER: The information on this page are for informational purposes only and should neither an offer to sell nor a solicitation for the purchase of the security or recommendation in favor of the security to be understood. baha GmbH assumes no liability despite thorough searches for the accuracy of the data.

Funds data from: [www.mountain-view.com](http://www.mountain-view.com). Fact Sheet created by: [www.baha.com](http://www.baha.com)

**JSS Sustainab.Eq.Tech Disrupt.C USD / LU1752457157 / A2PWQ5 / J.S.Sarasin Fd.M. LU**

**Investment strategy**

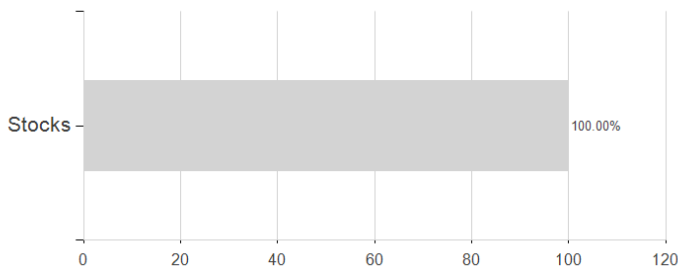
The Fund is actively managed without replicating any benchmark. The Fund is managed without reference to any benchmark. The assets of the Fund are mainly invested worldwide either directly (min. 67%) or indirectly in equity securities that offer an exposure to emerging and transformational technological trends. The concept differentiates between technology enablers (information technology firms) and technology adopters (non-IT, first movers in respective industries, that are disrupting existing business by implementing technological advances faster than others). Investments are made across sectors and market capitalizations and without any restriction as to the issuer's domicile. This also includes investments in the emerging markets. Emerging markets generally mean the markets of countries which are in the process of becoming modern industrial markets and therefore show higher potential, but also carry a higher risk.

**Investment goal**

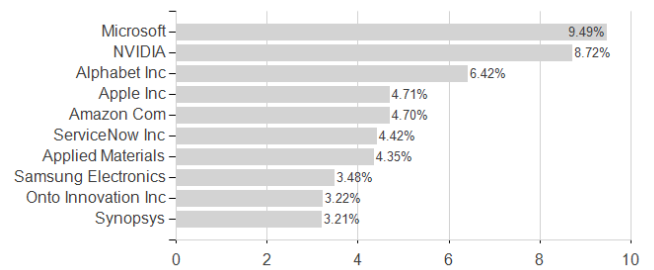
The Fund integrates environmental, social and governance aspects (ESG) along the investment process with the aim to reduce controversial exposures, align the portfolio with international norms, mitigate sustainability risks, harness opportunities emanating from ESG trends as well as to get a better-informed perspective of portfolio holdings. The Fund seeks to mitigate risks and harness opportunities that derive from megatrends in sustainability (such as resource scarcity, demographic transition, climate change, accountability etc.). To this effect, the Fund systematically excludes issuers exposed to controversial activities as detailed by the "JSS standard exclusions" as described in chapter 3.1 of the Fund's prospectus. More than 90% of the Fund's assets must have a JSS ESG Rating. The Fund invests at least 75% of assets in securities using a best-in-class ESG approach.

**Assessment Structure**

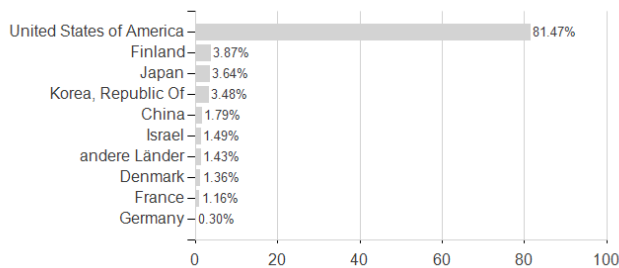
**Assets**



**Largest positions**



**Countries**



**Branches**

