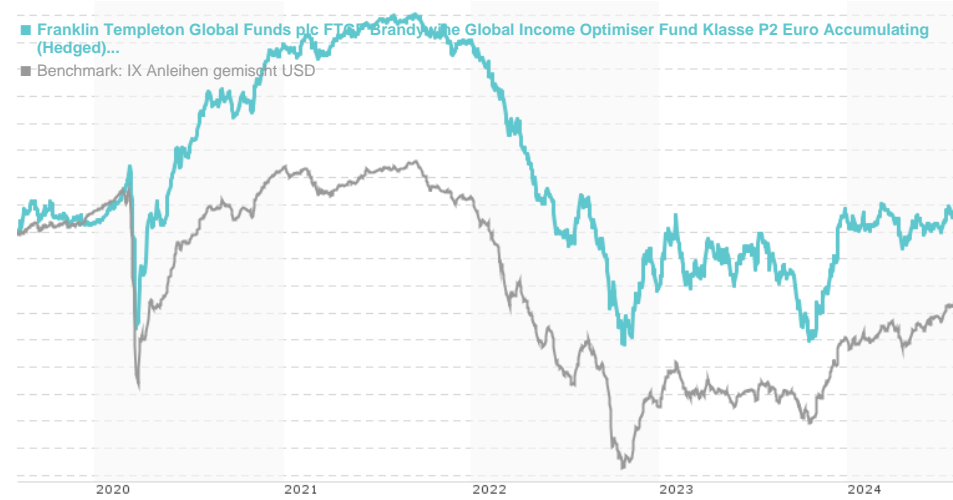


Franklin Templeton Global Funds plc FTGF Brandywine Global Income Optimiser Fund Klasse P2 Euro

Last 08/01/2024 ¹	Region	Branch	Type of yield	Type
105.94 EUR	Worldwide	Bonds: Mixed	reinvestment	Fixed-Income Fund



Risk key figures

SRI	1	2	3	4	5	6	7
Mountain-View Funds Rating ²	EDA ³						
	76						

Yearly Performance

2023	+5.68%
2022	-16.01%
2021	+0.22%
2020	+13.16%
2019	+8.42%

Master data	Conditions	Other figures
-------------	------------	---------------

Fund type	Single fund	Issue surcharge	0.00%	Minimum investment	EUR 50,000,000.00
Category	Bonds	Planned administr. fee	0.00%	Savings plan	-
Sub category	Bonds: Mixed	Deposit fees	0.00%	UCITS / OGAW	Yes
Fund domicile	Ireland	Redemption charge	0.00%	Performance fee	0.00%
Tranch volume	(08/01/2024) USD 37.07 mill.	Ongoing charges	-	Redeployment fee	0.00%
Total volume	(08/01/2024) USD 1,149.64 mill.	Dividends		Investment company	
Launch date	4/10/2018	Franklin Templeton			
KEST report funds	No	Schottenring 16, 2.OG, 1010, Wien			
Business year start	29.02.	Austria			
Sustainability type	-	https://www.franklintempleton.at			
Fund manager	Jack P. McIntyre, Anujeet Sareen, Brian Kloss, Tracy Chen, Renato Latini, Michael Arno				

Performance	1M	6M	YTD	1Y	2Y	3Y	5Y	Since start
Performance	+2.67%	+1.17%	+1.32%	+4.26%	-0.08%	-11.53%	+2.80%	+5.94%
Performance p.a.	-	-	-	+4.25%	-0.04%	-4.00%	+0.55%	+0.92%
Sharpe ratio	8.64	-0.31	-0.33	0.10	-0.52	-1.21	-0.51	-0.49
Volatility	3.80%	4.12%	4.17%	5.90%	7.14%	6.30%	6.01%	5.52%
Worst month	-	-1.80%	-1.80%	-2.82%	-5.16%	-5.16%	-5.91%	-5.91%
Best month	-	1.89%	4.68%	4.77%	4.77%	4.77%	4.77%	4.77%
Maximum loss	-0.82%	-3.23%	-3.23%	-6.55%	-10.75%	-21.00%	-21.00%	-

Distribution permission

Austria, Germany, Switzerland

¹ Important note on update status: The displayed date refers exclusively to the calculation of the NAV.

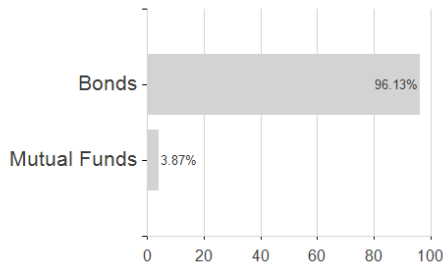
Franklin Templeton Global Funds plc FTGF Brandywine Global Income Optimiser Fund Klasse P2 Euro

2 The Mountain-View Data Fund Rating calculates a comparative ranking for funds using yield, volatility and trend data. For more information visit [MVD Funds Rating](#)

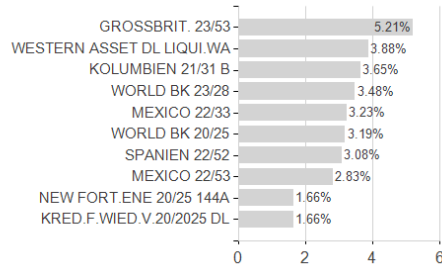
3 Displays the Ethical-Dynamical Ratio calculated according to standard criteria. The maximum value is 100. For more information visit [EDA](#)

Assessment Structure

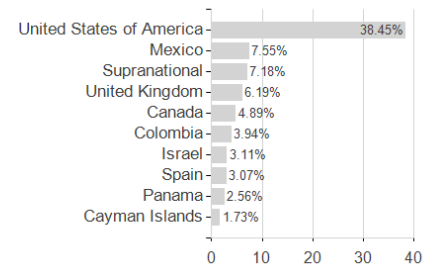
Assets



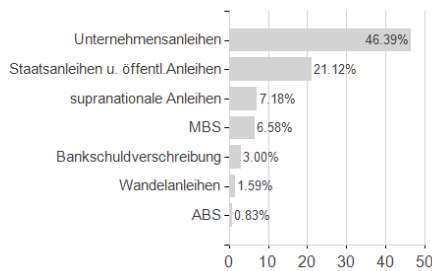
Largest positions



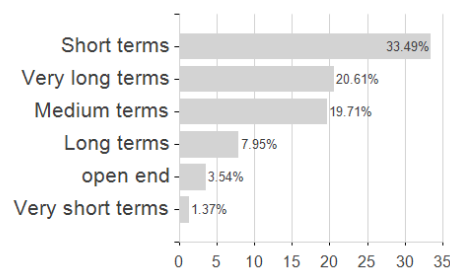
Countries



Issuer



Duration



Currencies

