

GS Corporate Green Bd.I EUR / LU2102358251 / A3CPJA / Goldman Sachs AM BV

Last 10/10/2024 ¹	Region	Branch	Type of yield	Type
4692.18 EUR	Worldwide	Corporate Bonds	paying dividend	Fixed-Income Fund



Risk key figures	
SRI	1 2 3 4 5 6 7
Mountain-View Funds Rating ²	EDA ³
▲▲▲▲▲▲	76

Yearly Performance	
2023	+8.43%
2022	-15.12%
2021	-1.38%

Master data		Conditions		Other figures	
Fund type	Single fund	Issue surcharge	2.00%	Minimum investment	EUR 250,000.00
Category	Bonds	Planned administr. fee	0.00%	Savings plan	-
Sub category	Corporate Bonds	Deposit fees	0.00%	UCITS / OGAW	Yes
Fund domicile	Luxembourg	Redemption charge	0.00%	Performance fee	0.00%
Tranch volume	(04/03/2023) EUR 60.21 mill.	Ongoing charges	-	Redeployment fee	0.00%
Total volume	(10/10/2024) EUR 1,431.55 mill.	Dividends		Investment company	
Launch date	7/10/2020	14.12.2023	99.50 EUR	Goldman Sachs AM BV	
KEST report funds	No	14.12.2022	59.81 EUR	Schenkkade 65, 2509, LL Den Haag	
Business year start	01.10.	14.12.2020	1.30 EUR	Netherlands	
Sustainability type	Climate	www.gsam.com			
Fund manager	Bram Bos, Roel van Broekhuizen, Jurre Halsema, Alfred Meinema				

Performance	1M	6M	YTD	1Y	2Y	3Y	5Y	Since start
Performance	+0.37%	+3.24%	+3.81%	+9.70%	+14.87%	-4.91%	-	-2.75%
Performance p.a.	-	-	-	+9.67%	+7.17%	-1.66%	-	-0.65%
Sharpe ratio	0.59	1.26	0.64	2.22	0.98	-1.04	-	-0.96
Volatility	2.44%	2.64%	2.73%	2.91%	4.04%	4.71%	0.00%	4.06%
Worst month	-	-0.76%	-0.76%	-0.76%	-1.58%	-4.15%	-4.15%	-4.15%
Best month	-	1.67%	2.73%	2.73%	3.60%	4.76%	4.76%	4.76%
Maximum loss	-0.55%	-0.96%	-1.05%	-1.43%	-3.12%	-18.69%	0.00%	-

Distribution permission

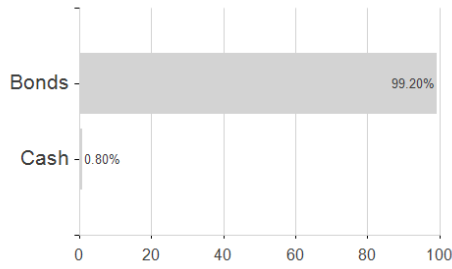
Austria, Germany, Switzerland, Luxembourg, Czech Republic

1 Important note on update status: The displayed date refers exclusively to the calculation of the NAV.
 2 The Mountain-View Data Fund Rating calculates a comparative ranking for funds using yield, volatility and trend data. For more information visit [MVD Funds Rating](#)
 3 Displays the Ethical-Dynamical Ratio calculated according to standard criteria. The maximum value is 100. For more information visit [EDA](#)

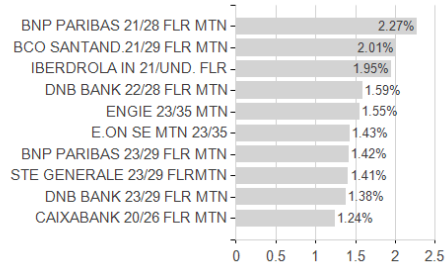
GS Corporate Green Bd.I EUR / LU2102358251 / A3CPJA / Goldman Sachs AM BV

Assessment Structure

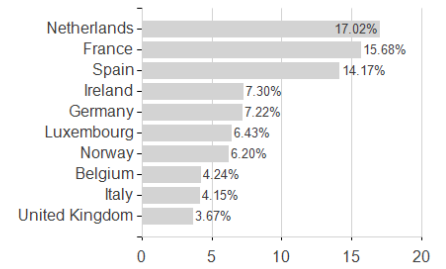
Assets



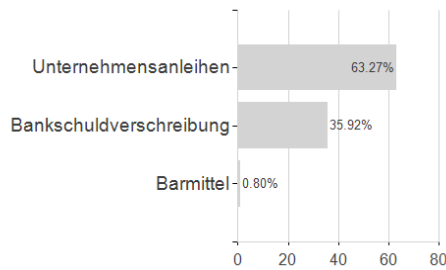
Largest positions



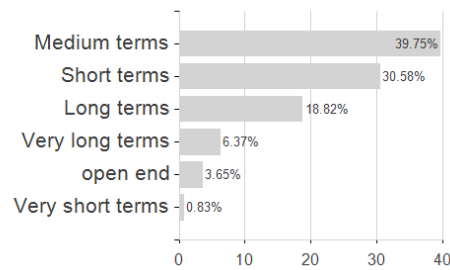
Countries



Issuer



Duration



Currencies

