

Robeco Smart Mobility F CHF / LU2145465741 / A2QD34 / Robeco Inst. AM

|                              |           |                   |               |             |
|------------------------------|-----------|-------------------|---------------|-------------|
| Last 08/08/2024 <sup>1</sup> | Region    | Branch            | Type of yield | Type        |
| 136.07 CHF                   | Worldwide | Sector Technology | reinvestment  | Equity Fund |



Risk key figures

|   |   |   |   |   |   |   |                  |    |
|---|---|---|---|---|---|---|------------------|----|
| SRI                                     | 1 | 2 | 3 | 4 | 5 | 6 | 7                |    |
| Mountain-View Funds Rating <sup>2</sup> |   |   |   |   |   |   | EDA <sup>3</sup> | 97 |

Yearly Performance

|      |         |
|------|---------|
| 2023 | +6.06%  |
| 2022 | -25.14% |
| 2021 | +14.83% |
| 2020 | +48.33% |
| 2019 | +34.17% |

| Master data         |  | Conditions  |       | Other figures      |       |
|---------------------|--|---|-------|--------------------|-------|
| Fund type           | Single fund  | Issue surcharge   | 0.00% | Minimum investment | UNT 0 |
| Category            | Equity   | Planned administr. fee  | 0.00% | Savings plan       | -     |
| Sub category        | Sector Technology  | Deposit fees  | 0.00% | UCITS / OGAW       | Yes   |
| Fund domicile       | Luxembourg   | Redemption charge   | 0.00% | Performance fee    | 0.00% |
| Tranch volume       | -  | Ongoing charges   | -     | Redeployment fee   | 0.00% |
| Total volume        | (08/08/2024) EUR 370.87 mill.                            | Dividends   |       | Investment company |       |
| Launch date         | 10/29/2020   | Robeco Inst. AM<br>Weena 850, 3014, Rotterdam<br>Netherlands<br><a href="https://www.robeco.com">https://www.robeco.com</a> |       |                    |       |
| KESt report funds   | Yes  |   |       |                    |       |
| Business year start | 01.01.   |   |       |                    |       |
| Sustainability type | Ethics/ecology   |   |       |                    |       |
| Fund manager        | Pieter Busscher, Clément Chamboulive , Giacomo Fumagalli |   |       |                    |       |

| Performance      | 1M      | 6M      | YTD     | 1Y      | 2Y      | 3Y      | 5Y      | Since start |
|------------------|---------|---------|---------|---------|---------|---------|---------|-------------|
| Performance      | -14.18% | -0.80%  | -5.62%  | -13.54% | -14.84% | -24.00% | +49.27% | +36.07%     |
| Performance p.a. | -       | -       | -       | -13.51% | -7.71%  | -8.74%  | +8.33%  | +5.24%      |
| Sharpe ratio     | -2.32   | -0.23   | -0.60   | -0.86   | -0.55   | -0.55   | 0.20    | 0.07        |
| Volatility       | 37.54%  | 22.57%  | 21.35%  | 19.92%  | 20.38%  | 22.22%  | 23.91%  | 23.37%      |
| Worst month      | -       | -8.54%  | -8.59%  | -13.26% | -13.26% | -13.26% | -17.14% | -17.14%     |
| Best month       | -       | 8.48%   | 8.48%   | 8.48%   | 14.79%  | 14.79%  | 25.16%  | 25.16%      |
| Maximum loss     | -19.19% | -19.19% | -19.19% | -19.19% | -22.85% | -33.05% | -36.22% | -           |

Distribution permission

Austria, Germany, Switzerland, Luxembourg

<sup>1</sup> Important note on update status: The displayed date refers exclusively to the calculation of the NAV.  
<sup>2</sup> The Mountain-View Data Fund Rating calculates a comparative ranking for funds using yield, volatility and trend data. For more information visit [MVD Funds Rating](#)  
<sup>3</sup> Displays the Ethical-Dynamical Ratio calculated according to standard criteria. The maximum value is 100. For more information visit [EDA](#)

**Robeco Smart Mobility F CHF / LU2145465741 / A2QD34 / Robeco Inst. AM**

**Investment strategy**

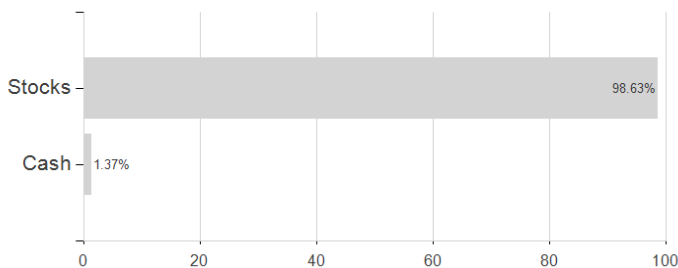
The strategy integrates sustainability criteria as part of the stock selection process and through a theme-specific sustainability assessment. The portfolio is built on the basis of an eligible investment universe that includes companies whose business models contribute to the thematic investment objectives. The assessment regarding relevant SDGs uses an internally developed framework, more information on which can be obtained at [www.robeco.com/si](http://www.robeco.com/si). The fund's objective is also to achieve a better return than the index. The fund has sustainable investment as its objective within the meaning of Article 9 of the European Sustainable Finance Disclosure Regulation. The fund furthes the decarbonization of the global transportation sector through investments in its electrification by investing in companies that advance the following UN Sustainable Development Goals (UN SDGs): Affordable and Clean Energy goal, Decent work and economic growth, Industry, innovation and infrastructure, Sustainable cities and communities, and Climate Action. The fund integrates ESG (Environmental, Social and Governance) factors in the investment process and applies sustainability indicators, including but not limited to Robeco's Good Governance policy, normative, activity-based and region-based exclusions, carbon reduction target and proxy voting.

**Investment goal**

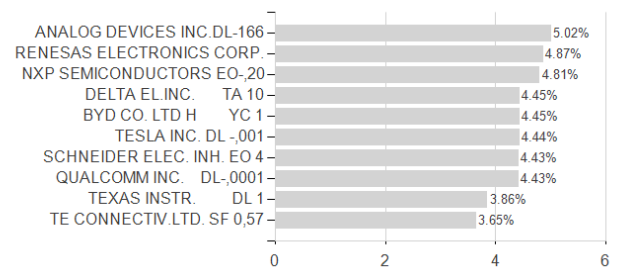
Robeco Smart Mobility is an actively managed fund that invests globally in companies involved in the transformation and decarbonization of the global transportation sector. The selection of these stocks is based on fundamental analysis. The fund has sustainable investment as its objective, within the meaning of Article 9 of the Regulation (EU) 2019/2088 of 27 November 2019 on Sustainability-related disclosures in the financial sector.

**Assessment Structure**

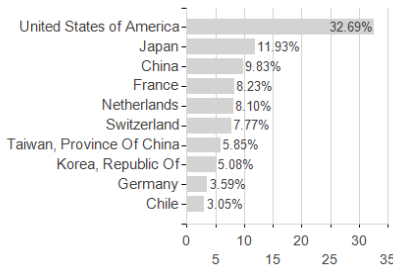
**Assets**



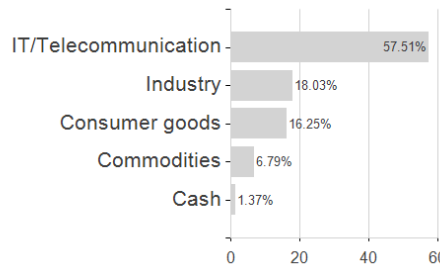
**Largest positions**



**Countries**



**Branches**



**Currencies**

