

Robeco Smart Materials F CHF / LU2145464181 / A2QD3Z / Robeco Inst. AM

Last 07/29/2024 <sup>1</sup>	Region	Branch	Type of yield	Type
112.25 CHF	Worldwide	Mixed Sectors	reinvestment	Equity Fund



Risk key figures

SRI	1	2	3	4	5	6	7
Mountain-View Funds Rating <sup>2</sup>	EDA <sup>3</sup>						
	84						

Yearly Performance

2023	+5.45%
2022	-24.39%
2021	+20.12%
2020	+18.84%
2019	+14.61%

Master data		Conditions		Other figures	
-------------	--	------------	--	---------------	--

Fund type	Single fund	Issue surcharge	0.00%	Minimum investment	UNT 0
Category	Equity	Planned administr. fee	0.00%	Savings plan	-
Sub category	Mixed Sectors	Deposit fees	0.00%	UCITS / OGAW	Yes
Fund domicile	Luxembourg	Redemption charge	0.00%	Performance fee	0.00%
Tranch volume	-	Ongoing charges	-	Redeployment fee	0.00%
Total volume	(07/29/2024) EUR 627.73 mill.	<b>Dividends</b>		<b>Investment company</b>	
Launch date	10/29/2020	Robeco Inst. AM			
KESt report funds	Yes	Weena 850, 3014, Rotterdam			
Business year start	01.01.	Netherlands			
Sustainability type	Ethics/ecology	https://www.robeco.com			
Fund manager	Pieter Busscher, Mutlu Gundogan				

Performance	1M	6M	YTD	1Y	2Y	3Y	5Y	Since start
Performance	-3.63%	+4.58%	+2.14%	-3.74%	-3.46%	-18.02%	+20.78%	+12.25%
Performance p.a.	-	-	-	-3.75%	-1.74%	-6.40%	+3.84%	+1.92%
Sharpe ratio	-1.86	0.34	0.01	-0.45	-0.31	-0.53	0.01	-0.09
Volatility	22.56%	17.05%	16.61%	16.59%	17.68%	19.16%	21.09%	20.36%
Worst month	-	-4.14%	-4.14%	-11.10%	-11.10%	-14.84%	-18.22%	-18.22%
Best month	-	8.00%	8.00%	8.00%	14.92%	14.92%	15.51%	15.51%
Maximum loss	-8.85%	-10.50%	-10.50%	-18.62%	-22.90%	-33.33%	-36.85%	-

Distribution permission

Austria, Germany, Switzerland

1 Important note on update status: The displayed date refers exclusively to the calculation of the NAV.  
 2 The Mountain-View Data Fund Rating calculates a comparative ranking for funds using yield, volatility and trend data. For more information visit [MVD Funds Rating](#)  
 3 Displays the Ethical-Dynamical Ratio calculated according to standard criteria. The maximum value is 100. For more information visit [EDA](#)

**Robeco Smart Materials F CHF / LU2145464181 / A2QD3Z / Robeco Inst. AM**

**Investment strategy**

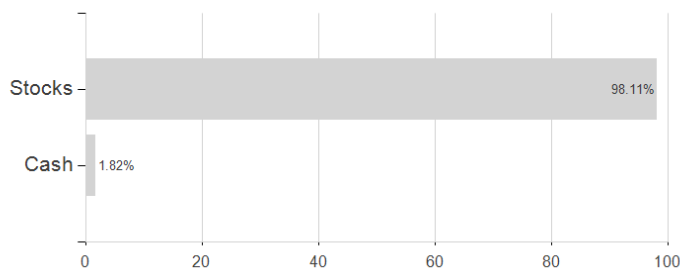
The strategy integrates sustainability criteria as part of the stock selection process and through a theme-specific sustainability assessment. The portfolio is built on the basis of an eligible investment universe that includes companies whose business models contribute to the thematic investment objectives. The assessment regarding relevant SDGs uses an internally developed framework, more information on which can be obtained at [www.robeco.com/si](http://www.robeco.com/si). The fund also aims to achieve a better return than the index. The fund has sustainable investment as its objective within the meaning of Article 9 of the European Sustainable Finance Disclosure Regulation. The fund fosters solutions to reduce resource intensity in the economy by investing in more efficient, scalable materials that have lower emissions over the lifetime, mainly investing in companies that advance the UN Sustainable Development Goals (SDGs): Decent Work and Economic Growth, Industry, Innovation and Infrastructure, Sustainable Cities and Communities, and Responsible Consumption and Production and Climate Action. The fund integrates ESG (Environmental, Social and Governance) factors in the investment process and applies Robeco's Good Governance policy. The fund applies sustainability indicators, including but not limited to, normative, activity-based and region-based exclusions, carbon reduction target and proxy voting.

**Investment goal**

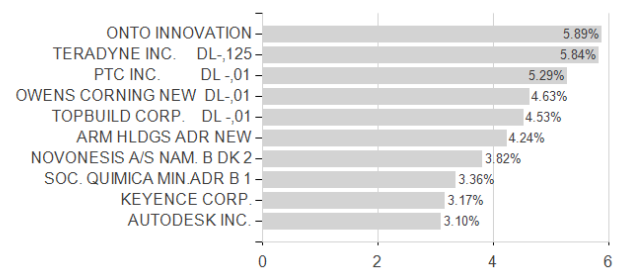
Robeco Smart Materials Equities is an actively managed fund that invests globally in companies that provide innovative materials and process technologies. The selection of these stocks is based on fundamental analysis. The fund has sustainable investment as its objective, within the meaning of Article 9 of the Regulation (EU) 2019/2088 of 27 November 2019 on Sustainability-related disclosures in the financial sector.

**Assessment Structure**

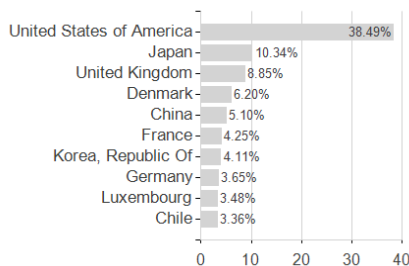
**Assets**



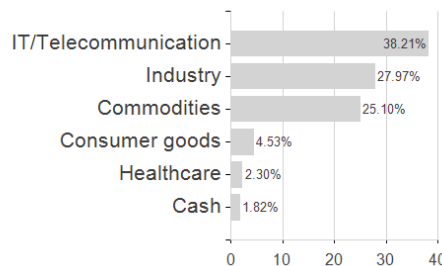
**Largest positions**



**Countries**



**Branches**



**Currencies**

