

Robeco Global SDG Equities D EUR / LU2145460353 / A2QD2L / Robeco Inst. AM

Last 11/05/2024 ¹	Region	Branch	Type of yield	Type
185.35 EUR	Worldwide	Mixed Sectors	reinvestment	Equity Fund



Risk key figures

SRI	1	2	3	4	5	6	7
Mountain-View Funds Rating ²	EDA ³						
	77						

Yearly Performance

2023	+12.74%
2022	-13.76%
2021	+24.54%
2020	+4.09%
2019	+24.35%

Master data		Conditions		Other figures	
Fund type	Single fund	Issue surcharge	5.00%	Minimum investment	UNT 0
Category	Equity	Planned administr. fee	0.00%	Savings plan	-
Sub category	Mixed Sectors	Deposit fees	0.00%	UCITS / OGAW	Yes
Fund domicile	Luxembourg	Redemption charge	0.00%	Performance fee	0.00%
Tranch volume	-	Ongoing charges	-	Redeployment fee	0.00%
Total volume	(11/05/2024) EUR 98.08 mill.	Dividends		Investment company	
Launch date	10/29/2020	Robeco Inst. AM			
KESt report funds	Yes	Weena 850, 3014, Rotterdam			
Business year start	01.01.	Netherlands			
Sustainability type	Ethics/ecology	https://www.robeco.com			
Fund manager	Michiel Plakman, Christoph Wolfensberger				

Performance	1M	6M	YTD	1Y	2Y	3Y	5Y	Since start
Performance	-0.25%	+7.08%	+17.83%	+24.05%	+29.81%	+18.32%	+50.90%	+85.35%
Performance p.a.	-	-	-	+24.05%	+13.95%	+5.76%	+8.57%	+9.35%
Sharpe ratio	-0.55	1.11	1.87	2.23	1.05	0.21	0.37	0.47
Volatility	11.27%	10.42%	9.85%	9.45%	10.41%	12.60%	14.79%	13.40%
Worst month	-	-1.34%	-1.59%	-1.59%	-6.81%	-6.81%	-11.02%	-11.02%
Best month	-	2.98%	4.10%	4.10%	4.31%	8.75%	8.75%	8.75%
Maximum loss	-4.62%	-5.79%	-5.79%	-5.79%	-7.12%	-16.44%	-30.22%	-

Distribution permission

Austria, Germany, Switzerland, Czech Republic

¹ Important note on update status: The displayed date refers exclusively to the calculation of the NAV.

² The Mountain-View Data Fund Rating calculates a comparative ranking for funds using yield, volatility and trend data. For more information visit [MVD Funds Rating](#)

³ Displays the Ethical-Dynamical Ratio calculated according to standard criteria. The maximum value is 100. For more information visit [EDA](#)

DISCLAIMER: The information on this page are for informational purposes only and should neither an offer to sell nor a solicitation for the purchase of the security or recommendation in favor of the security to be understood. baha GmbH assumes no liability despite thorough searches for the accuracy of the data.

Funds data from: www.mountain-view.com. Fact Sheet created by: www.baha.com

Robeco Global SDG Equities D EUR / LU2145460353 / A2QD2L / Robeco Inst. AM

Investment strategy

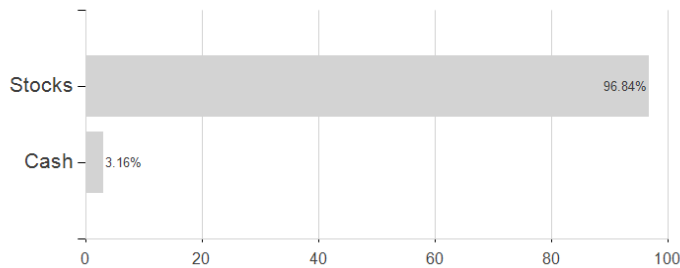
The strategy integrates sustainability throughout the investment process. It uses as an internally developed framework (more information on which can be found at www.robeco.com/si) to identify companies whose products and services create a material positive impact on the SDGs. The fund has sustainable investment as its objective within the meaning of Article 9 of the European Sustainable Finance Disclosure Regulation. The fund advances the UN Sustainable Development Goals (SDGs) by investing in companies whose business models and operational practices are aligned with targets defined by the 17 UN SDGs. The fund integrates ESG (Environmental, Social and Governance) factors in the investment process and applies Robeco's Good Governance policy. The fund applies sustainability indicators, including but not limited to, normative, activity-based and region-based exclusions and proxy voting.

Investment goal

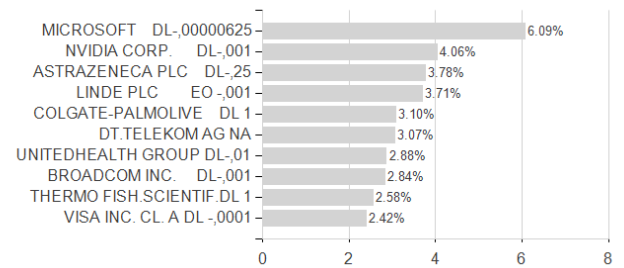
Robeco Global SDG Equities is an actively managed fund that invests globally in companies that take action to advance the UN Sustainable Development Goals. The selection of these stocks is based on fundamental analysis. The fund's objective is to achieve a better return than the index.

Assessment Structure

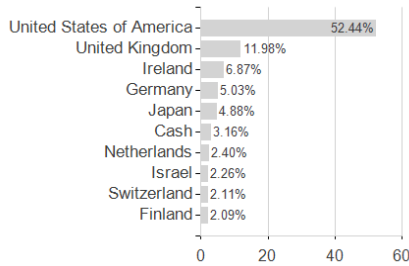
Assets



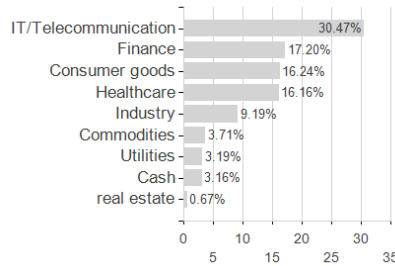
Largest positions



Countries



Branches



Currencies

