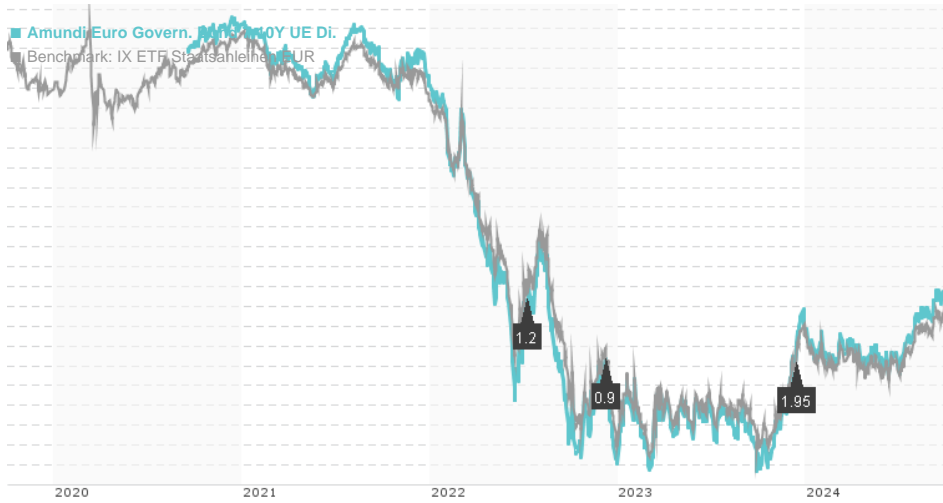


Amundi Euro Govern. Bond 7-10Y UE Di. / LU2090062949 / LYX041 / Amundi Luxembourg

Last 10/01/2024 <sup>1</sup>	Region	Branch	Type of yield	Type
159.72 EUR	Euroland	ETF Bonds	paying dividend	Alternative Investm.



Risk key figures

SRI	1	2	3	4	5	6	7	
Mountain-View Funds Rating <sup>2</sup>							EDA <sup>3</sup>	78

Yearly Performance

2023	+8.68%
2022	-19.45%
2021	-3.04%

Master data		Conditions		Other figures	
Fund type	Single fund	Issue surcharge	0.00%	Minimum investment	UNT 1
Category	Bonds	Planned administr. fee	0.00%	Savings plan	-
Sub category	ETF Bonds	Deposit fees	0.00%	UCITS / OGAW	Yes
Fund domicile	Luxembourg	Redemption charge	0.00%	Performance fee	0.00%
Tranch volume	(10/01/2024) EUR 41.23 mill.	Ongoing charges	-	Redeployment fee	0.00%
Total volume	(07/05/2023) EUR 1,114.00 mill.	Dividends		Investment company	
Launch date	9/17/2020	12.12.2023	1.95 EUR	Amundi Luxembourg 5 allée Scheffer, L-2520, Luxembourg Luxembourg <a href="https://www.amundi.lu">https://www.amundi.lu</a>	
KEST report funds	Yes	07.12.2022	0.90 EUR		
Business year start	01.01.	06.07.2022	1.20 EUR		
Sustainability type	-	08.12.2021	1.26 EUR		
Fund manager	-	07.07.2021	1.91 EUR		

Performance	1M	6M	YTD	1Y	2Y	3Y	5Y	Since start
Performance	+2.54%	+3.64%	+2.90%	+11.63%	+7.26%	-10.84%	-	-11.54%
Performance p.a.	-	-	-	+11.63%	+3.57%	-3.75%	-	-2.99%
Sharpe ratio	6.82	0.72	0.11	1.40	0.04	-0.84	-	-0.85
Volatility	4.96%	5.73%	5.66%	5.98%	8.06%	8.33%	0.00%	7.34%
Worst month	-	-1.60%	-1.60%	-1.60%	-4.91%	-5.70%	-5.70%	-5.70%
Best month	-	2.51%	3.87%	3.87%	3.87%	4.48%	4.48%	4.48%
Maximum loss	-0.79%	-2.24%	-2.88%	-3.97%	-6.73%	-21.28%	0.00%	-

Distribution permission

Austria, Germany, Switzerland, Czech Republic

1 Important note on update status: The displayed date refers exclusively to the calculation of the NAV.

2 The Mountain-View Data Fund Rating calculates a comparative ranking for funds using yield, volatility and trend data. For more information visit [MVD Funds Rating](#)

3 Displays the Ethical-Dynamical Ratio calculated according to standard criteria. The maximum value is 100. For more information visit [EDA](#)

**Amundi Euro Govern. Bond 7-10Y UE Di. / LU2090062949 / LYX041 / Amundi Luxembourg**

**Investment strategy**

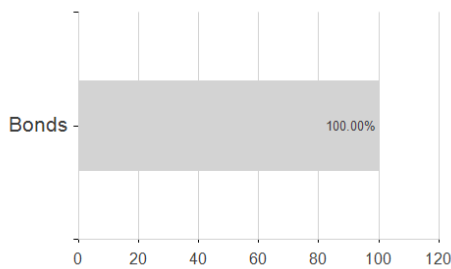
The Benchmark Index is a net total return index. A net total return index calculates the performance of the index constituents on the basis that any dividends or distributions are included in the index returns after withholding tax retention. The Fund seeks to achieve its objective via a direct replication, by investing primarily in the securities comprising the Benchmark Index. To optimize the Benchmark Index replication, the Fund may use a sampling replication strategy, and may also engage in securities lending.

**Investment goal**

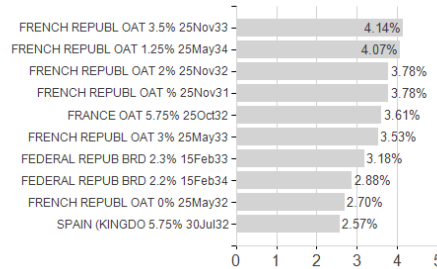
The investment objective of Fund is to reflect the performance of the Bloomberg Barclays Euro Treasury 50bn 7-10 Year Bond Index (the Benchmark Index\*) denominated in Euros, while minimizing the volatility of the difference between the return of the Fund and the return of the Benchmark Index (the "Tracking Error"). The Bloomberg Barclays Euro Treasury 50bn 7-10 Year Bond Index consists of fixed-rate, investment grade public obligations of the sovereign countries participating in the European Monetary Union. Only bonds denominated in euros with a maturity between 7 and up to (but not including) 10 years are included.

**Assessment Structure**

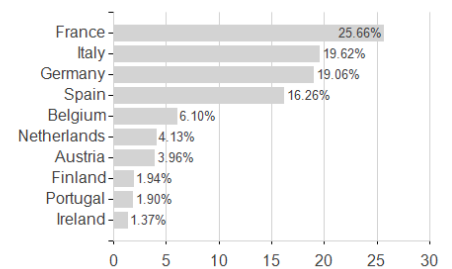
**Assets**



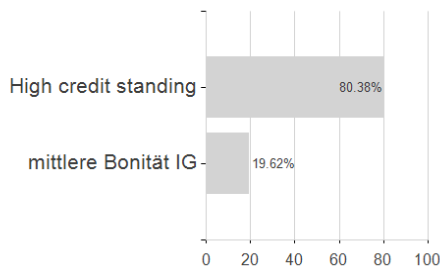
**Largest positions**



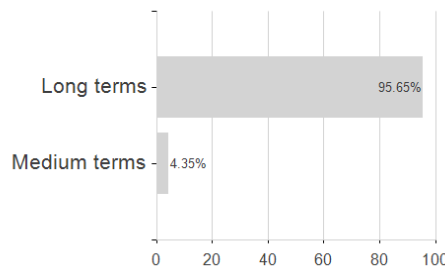
**Countries**



**Rating**



**Duration**



**Currencies**

