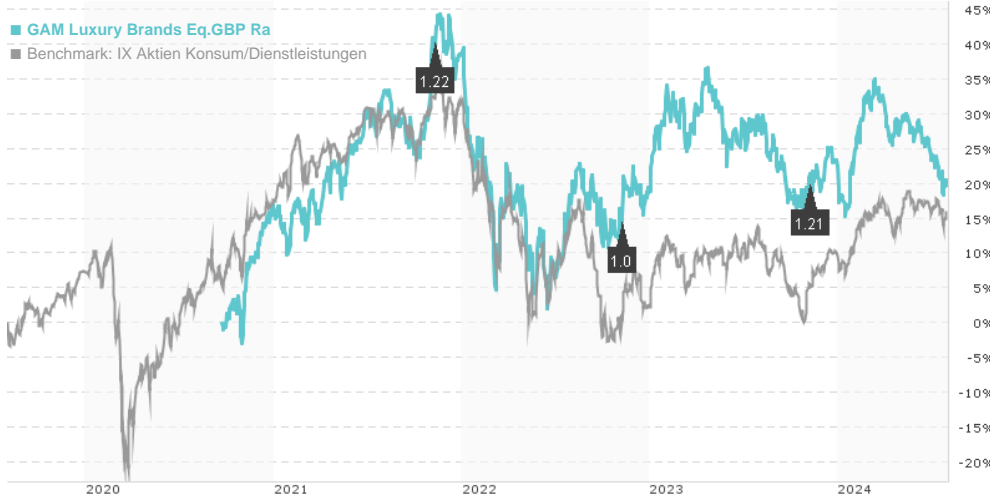


**GAM Luxury Brands Eq.GBP Ra / LU0984218668 / A1W7X5 / GAM (LU)**

Last 08/01/2024 <sup>1</sup>	Region	Branch	Type of yield	Type
208.16 GBP	Worldwide	Sector Consumer Goods	paying dividend	Equity Fund



Risk key figures							
SRI	1	2	3	4	5	6	7
Mountain-View Funds Rating <sup>2</sup>							EDA <sup>3</sup>
							76

Yearly Performance	
2023	+3.89%
2022	-14.32%
2021	+19.85%

Master data		Conditions		Other figures	
Fund type	Single fund	Issue surcharge	5.00%	Minimum investment	UNT 0
Category	Equity	Planned administr. fee	0.00%	Savings plan	-
Sub category	Sector Consumer Goods	Deposit fees	0.00%	UCITS / OGAW	Yes
Fund domicile	Luxembourg	Redemption charge	3.00%	Performance fee	0.00%
Tranch volume	(08/01/2024) EUR 1.01 mill.	Ongoing charges	-	Redeployment fee	0.00%
Total volume	(08/01/2024) EUR 358.65 mill.	Dividends		Investment company	
Launch date	12/30/2014	07.11.2023	1.21 GBP	GAM (LU)	
KESt report funds	No	08.11.2022	1.00 GBP	Grand-Rue 25, 1661, Luxembourg	
Business year start	01.07.	09.11.2021	1.22 GBP	Luxembourg	
Sustainability type	-	10.11.2020	0.87 GBP	https://www.gam.com	
Fund manager	Niall Gallagher, Flavio Cereda, Chris Legg, Christopher Sellers				

Performance	1M	6M	YTD	1Y	2Y	3Y	5Y	Since start
Performance	-3.42%	-2.67%	-2.79%	-7.42%	+1.21%	-9.86%	-	+19.97%
Performance p.a.	-	-	-	-7.40%	+0.60%	-3.40%	-	+4.83%
Sharpe ratio	-2.85	-0.79	-0.66	-0.84	-0.20	-0.39	-	0.07
Volatility	13.09%	11.31%	12.68%	13.11%	15.10%	17.91%	0.00%	17.31%
Worst month	-	-4.28%	-4.28%	-4.55%	-6.75%	-9.50%	0.00%	-9.50%
Best month	-	9.49%	9.49%	9.49%	9.49%	11.18%	0.00%	12.85%
Maximum loss	-4.61%	-12.36%	-12.36%	-12.36%	-15.90%	-29.15%	0.00%	-

**Distribution permission**

Austria, Germany, Switzerland

<sup>1</sup> Important note on update status: The displayed date refers exclusively to the calculation of the NAV.

<sup>2</sup> The Mountain-View Data Fund Rating calculates a comparative ranking for funds using yield, volatility and trend data. For more information visit [MVD Funds Rating](#)

<sup>3</sup> Displays the Ethical-Dynamical Ratio calculated according to standard criteria. The maximum value is 100. For more information visit [EDA](#)

**GAM Luxury Brands Eq.GBP Ra / LU0984218668 / A1W7X5 / GAM (LU)**

**Investment strategy**

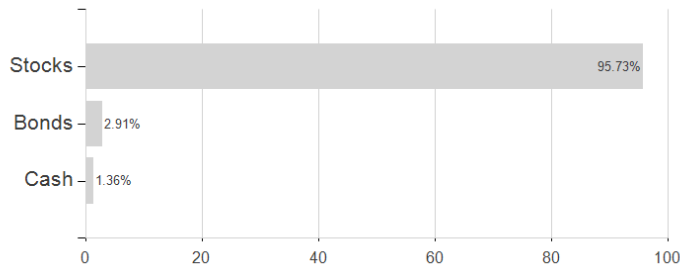
The Fund invests at least two thirds of its assets in companies in the luxury goods sector. The Fund selects leading luxury goods providers with outstanding brands and high-quality products which also strive constantly to innovate. Through the link between the Shanghai, Shenzhen and Hong Kong stock exchanges (Shanghai-Hong Kong Stock Connect and Shenzhen- Hong Kong Stock Connect), the Fund can invest directly in Chinese A shares. In addition, investments in Chinese B and H shares can be built up.

**Investment goal**

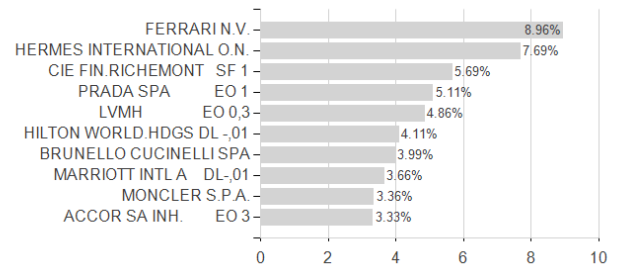
The aim of the sub-fund ("Fund") is to achieve long-term capital growth. For this purpose, the Fund invests worldwide in selected shares of companies with established markets which offer products and services in the luxury goods sector.

**Assessment Structure**

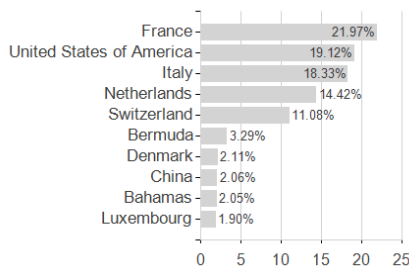
**Assets**



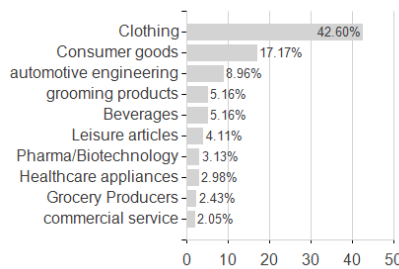
**Largest positions**



**Countries**



**Branches**



**Currencies**

