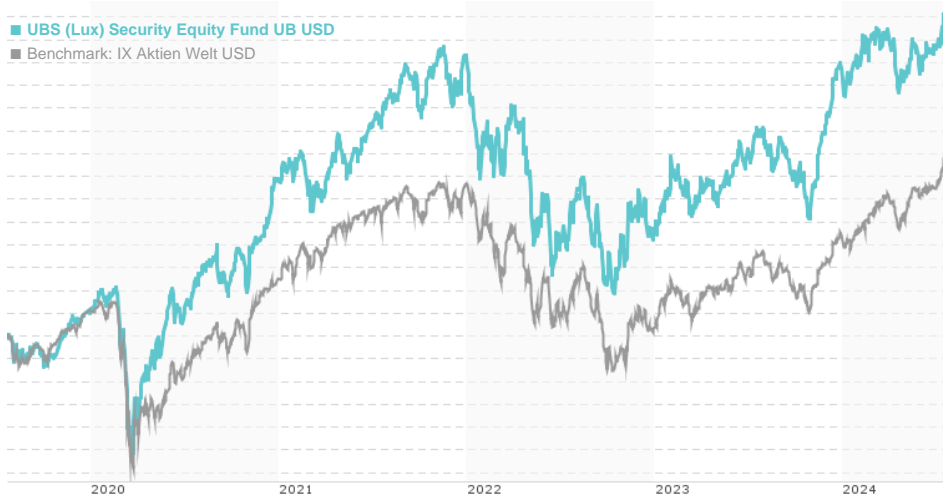


UBS (Lux) Security Equity Fund UB USD / LU1144416432 / A12G64 / Credit Suisse Fd. M.

Last 07/19/2024 ¹	Region	Branch	Type of yield	Type
25.32 USD	Worldwide	Mixed Sectors	reinvestment	Equity Fund



Risk key figures

SRI	1	2	3	4	5	6	7
-----	---	---	---	---	---	---	---

Mountain-View Funds Rating² EDA³

▲▲▲▲▲	70
-------	----

Yearly Performance

2023	+28.96%
2022	-23.46%
2021	+19.55%
2020	+28.14%
2019	+29.26%

Master data		Conditions		Other figures	
Fund type	Single fund	Issue surcharge	5.00%	Minimum investment	UNT 0
Category	Equity	Planned administr. fee	0.00%	Savings plan	-
Sub category	Mixed Sectors	Deposit fees	0.10%	UCITS / OGAW	Yes
Fund domicile	Luxembourg	Redemption charge	0.00%	Performance fee	0.00%
Tranch volume	(07/19/2024) USD 135.39 mill.	Ongoing charges	-	Redeployment fee	0.00%
Total volume	(07/19/2024) USD 2,386.94 mill.	Dividends		Investment company	
Launch date	2/27/2015	Credit Suisse Fd. M.			
KEST report funds	Yes	5, rue Jean Monnet, 2180, Luxembourg			
Business year start	01.06.	Luxembourg			
Sustainability type	-	https://www.credit-suisse.com			
Fund manager	Patrick Kolb, Hunziker Renzo				

Performance	1M	6M	YTD	1Y	2Y	3Y	5Y	Since start
Performance	+1.52%	+4.24%	+3.56%	+12.99%	+31.88%	+12.88%	+66.58%	+149.95%
Performance p.a.	-	-	-	+12.95%	+14.82%	+4.12%	+10.73%	+10.25%
Sharpe ratio	1.43	0.35	0.20	0.63	0.60	0.02	0.33	0.36
Volatility	12.08%	14.25%	14.54%	14.74%	18.69%	20.08%	21.19%	18.14%
Worst month	-	-6.88%	-6.88%	-6.88%	-9.66%	-11.79%	-11.79%	-11.79%
Best month	-	4.50%	8.43%	14.76%	14.76%	14.76%	14.76%	14.76%
Maximum loss	-3.47%	-8.41%	-8.41%	-13.65%	-18.98%	-33.15%	-33.15%	-

Distribution permission

Austria, Germany, Switzerland, Luxembourg

¹ Important note on update status: The displayed date refers exclusively to the calculation of the NAV.

² The Mountain-View Data Fund Rating calculates a comparative ranking for funds using yield, volatility and trend data. For more information visit [MVD Funds Rating](#)

DISCLAIMER: The information on this page are for informational purposes only and should neither an offer to sell nor a solicitation for the purchase of the security or recommendation in favor of the security to be understood. baha GmbH assumes no liability despite thorough searches for the accuracy of the data.

Funds data from: www.mountain-view.com. Fact Sheet created by: www.baha.com

UBS (Lux) Security Equity Fund UB USD / LU1144416432 / A12G64 / Credit Suisse Fd. M.

Investment strategy

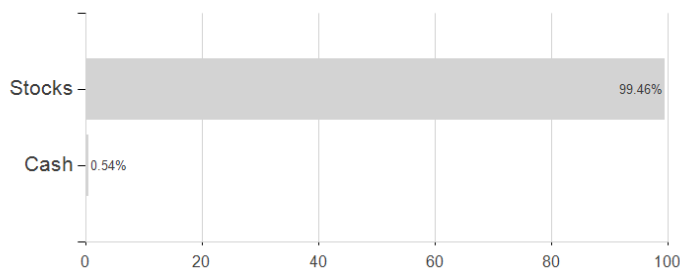
The Sub-fund invests at least two-thirds of its asset worldwide in equities and equity-type securities of companies active in information technology, healthcare and industrials with a focus on security products and services. The Sub-fund promotes environmental, social and governance (ESG) characteristics (within the meaning of Article 8 of Regulation (EU) 2019/2088) through a combination of exclusions, ESG integration and active ownership. The most material ESG factors are combined with traditional financial analysis to make an ESG adjusted risk-return assessment, which serves as the basis for the portfolio construction. The majority of the Sub-fund's equity securities will not necessarily be components of or have weightings derived from the benchmark. The Investment Manager will use its discretion to significantly deviate the weighting of certain components of the benchmark and to significantly invest in companies or sectors not included in the benchmark in order to take advantage of specific investment opportunities. It is thus expected that the performance of the Sub-fund will significantly deviate from the benchmark. The Sub-fund may use derivatives to achieve the above aims.

Investment goal

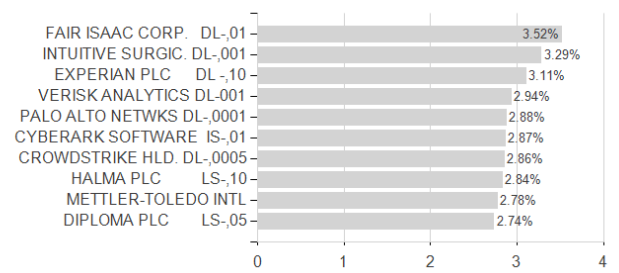
This Sub-fund is actively managed and aims to outperform the return of the MSCI World ESG Leaders (NR) benchmark, which is used as a reference point for portfolio construction, as a basis for setting risk constraints, to attain the desired environmental and social characteristics and/or for Performance Fee measurement purposes.

Assessment Structure

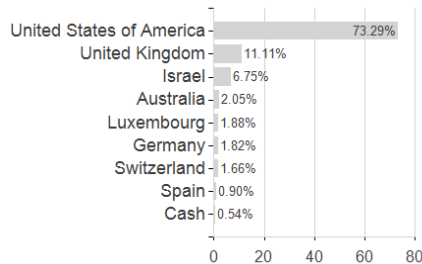
Assets



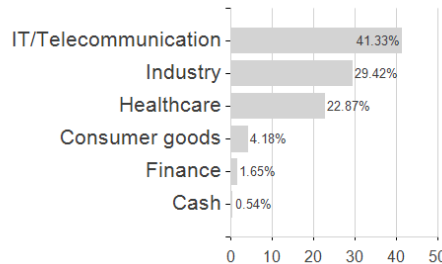
Largest positions



Countries



Branches



Currencies

