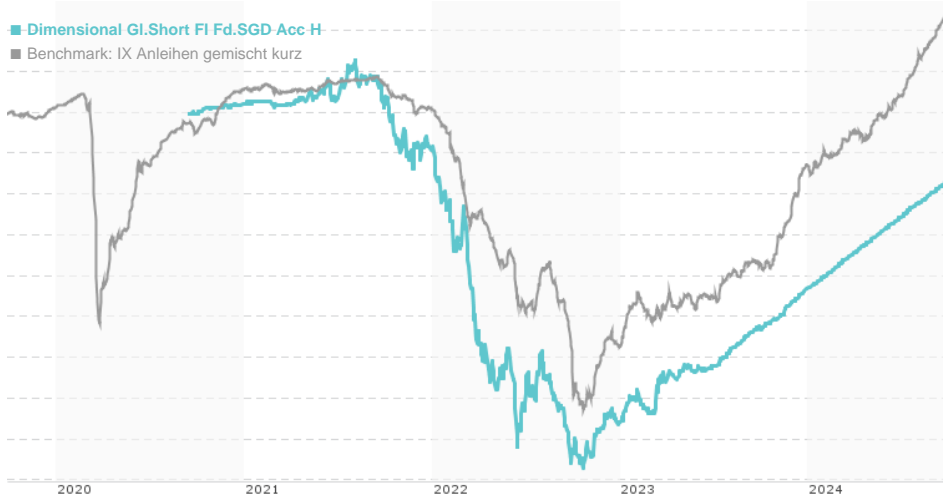


Dimensional GI.Short FI Fd.SGD Acc H / IE00BF20L549 / A2DRGY / Dimensional Fd. Ad.

Last 09/25/2024 <sup>1</sup>	Region	Branch	Type of yield	Type
20.79 SGD	Worldwide	Bonds: Mixed	reinvestment	Fixed-Income Fund



Risk key figures

SRI	1	2	3	4	5	6	7	
Mountain-View Funds Rating <sup>2</sup>							EDA <sup>3</sup>	77

Yearly Performance

2023	+3.53%
2022	-6.82%
2021	-1.04%

Master data		Conditions		Other figures	
Fund type	Single fund	Issue surcharge	0.00%	Minimum investment	SGD 200,000.00
Category	Bonds	Planned administr. fee	0.00%	Savings plan	-
Sub category	Bonds: Mixed	Deposit fees	0.01%	UCITS / OGAW	Yes
Fund domicile	Ireland	Redemption charge	0.00%	Performance fee	0.00%
Tranch volume	-	Ongoing charges	-	Redeployment fee	0.00%
Total volume	(07/31/2024) EUR 3,545.80 mill.	<b>Dividends</b>		<b>Investment company</b>	
Launch date	7/25/2017	Dimensional Fd. Ad.			
KEST report funds	No	Kurfürstendamm 194, 10707, Berlin			
Business year start	01.12.	Germany			
Sustainability type	-	http://www.eu.dimensional.com			
Fund manager	-				

Performance	1M	6M	YTD	1Y	2Y	3Y	5Y	Since start
Performance	+0.24%	+1.81%	+2.72%	+3.74%	+7.39%	-1.93%	-	-1.70%
Performance p.a.	-	-	-	+3.73%	+3.63%	-0.65%	-	-0.42%
Sharpe ratio	-0.97	0.65	0.96	0.88	0.23	-2.03	-	-2.14
Volatility	0.34%	0.34%	0.35%	0.39%	1.01%	2.00%	0.00%	1.79%
Worst month	-	0.24%	0.24%	0.20%	-1.27%	-2.63%	0.00%	-2.63%
Best month	-	0.34%	0.35%	0.45%	0.82%	1.07%	0.00%	1.07%
Maximum loss	0.00%	0.00%	0.00%	-0.10%	-0.82%	-9.09%	0.00%	-

Distribution permission

Germany, Switzerland, Czech Republic

<sup>1</sup> Important note on update status: The displayed date refers exclusively to the calculation of the NAV.

<sup>2</sup> The Mountain-View Data Fund Rating calculates a comparative ranking for funds using yield, volatility and trend data. For more information visit [MVD Funds Rating](#)

DISCLAIMER: The information on this page are for informational purposes only and should neither an offer to sell nor a solicitation for the purchase of the security or recommendation in favor of the security to be understood. baha GmbH assumes no liability despite thorough searches for the accuracy of the data.

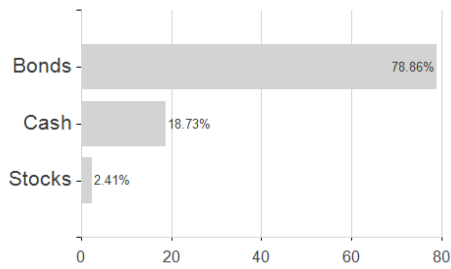
Funds data from: www.mountain-view.com. Fact Sheet created by: www.baha.com

**Dimensional GI.Short FI Fd.SGD Acc H / IE00BF20L549 / A2DRGY / Dimensional Fd. Ad.**

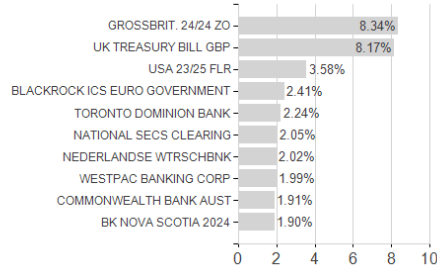
3 Displays the Ethical-Dynamical Ratio calculated according to standard criteria. The maximum value is 100. For more information visit [EDA](#)

**Assessment Structure**

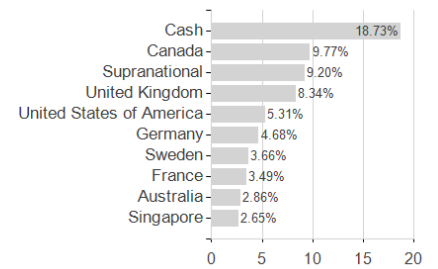
**Assets**



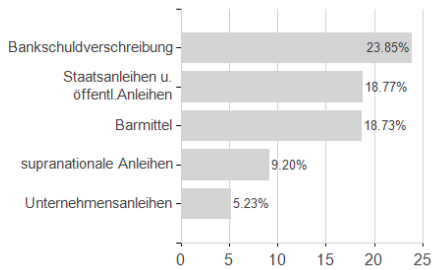
**Largest positions**



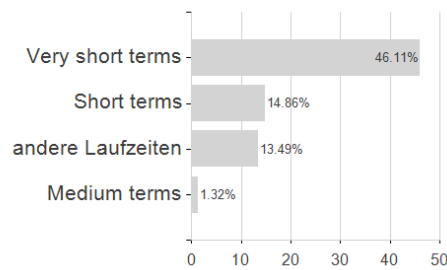
**Countries**



**Issuer**



**Duration**



**Currencies**

