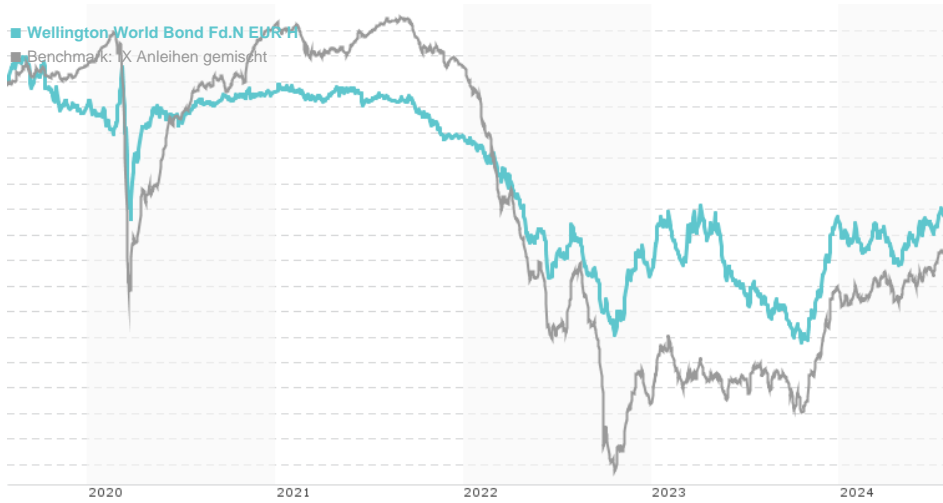


Wellington World Bond Fd.N EUR H / IE00BF2ZV712 / A1W6BP / Wellington M.Fd.(IE)

Last 07/26/2024 <sup>1</sup>	Region	Branch	Type of yield	Type
9.82 EUR	Worldwide	Bonds: Mixed	reinvestment	Fixed-Income Fund



Risk key figures

SRI	1	2	3	4	5	6	7
-----	---	---	---	---	---	---	---

Mountain-View Funds Rating<sup>2</sup> EDA<sup>3</sup>



Yearly Performance

2023	+2.31%
2022	-5.46%
2021	-1.76%
2020	+0.52%
2019	+0.76%

Master data		Conditions		Other figures	
Fund type	Single fund	Issue surcharge	0.00%	Minimum investment	USD 5,000.00
Category	Bonds	Planned administr. fee	0.00%	Savings plan	-
Sub category	Bonds: Mixed	Deposit fees	0.00%	UCITS / OGAW	Yes
Fund domicile	Ireland	Redemption charge	0.00%	Performance fee	0.00%
Tranch volume	(07/26/2024) EUR 1.20 mill.	Ongoing charges	-	Redeployment fee	0.00%
Total volume	(07/26/2024) EUR 228.85 mill.	Dividends		Investment company	
Launch date	1/9/2015	Wellington M.Fd.(IE) Cardinal Place, 80 Victoria Street, SW1E 5JL, London United Kingdom <a href="https://www.wellingtonfunds.com">https://www.wellingtonfunds.com</a>			
KESt report funds	Yes				
Business year start	01.01.				
Sustainability type	-				
Fund manager	Mark Sullivan, Martin Harvey				

Performance	1M	6M	YTD	1Y	2Y	3Y	5Y	Since start
Performance	+0.63%	+1.29%	+0.32%	+3.45%	+1.44%	-4.55%	-4.97%	-2.48%
Performance p.a.	-	-	-	+3.44%	+0.72%	-1.54%	-1.01%	-0.37%
Sharpe ratio	1.95	-0.42	-1.21	-0.09	-0.93	-1.83	-1.70	-1.59
Volatility	2.15%	2.60%	2.58%	2.70%	3.19%	2.85%	2.77%	2.55%
Worst month	-	-1.51%	-1.51%	-1.51%	-2.01%	-2.01%	-2.24%	-2.24%
Best month	-	1.04%	2.41%	2.84%	2.84%	2.84%	2.84%	2.84%
Maximum loss	-0.42%	-1.79%	-1.79%	-2.19%	-5.67%	-9.76%	-11.09%	-

Distribution permission

Austria, Germany, Switzerland

<sup>1</sup> Important note on update status: The displayed date refers exclusively to the calculation of the NAV.

<sup>2</sup> The Mountain-View Data Fund Rating calculates a comparative ranking for funds using yield, volatility and trend data. For more information visit [MVD Funds Rating](#)

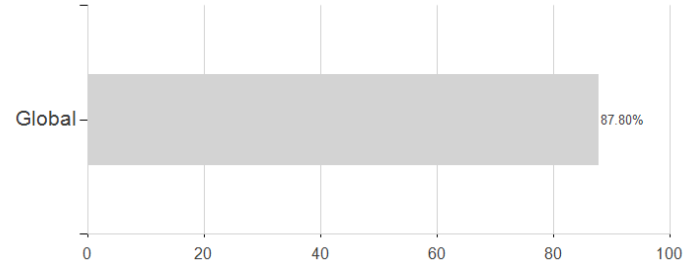
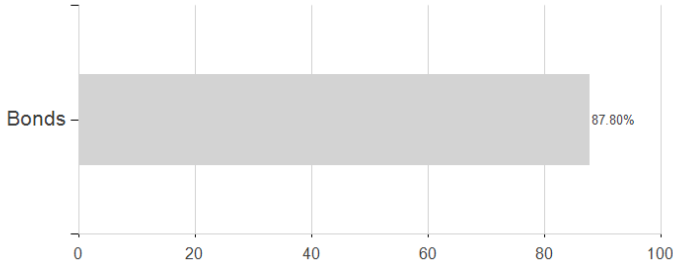
<sup>3</sup> Displays the Ethical-Dynamical Ratio calculated according to standard criteria. The maximum value is 100. For more information visit [EDA](#)

**Wellington World Bond Fd.N EUR H / IE00BF2ZV712 / A1W6BP / Wellington M.Fd.(IE)**

Assessment Structure

Assets

Countries



Rating

Issuer

Currencies

