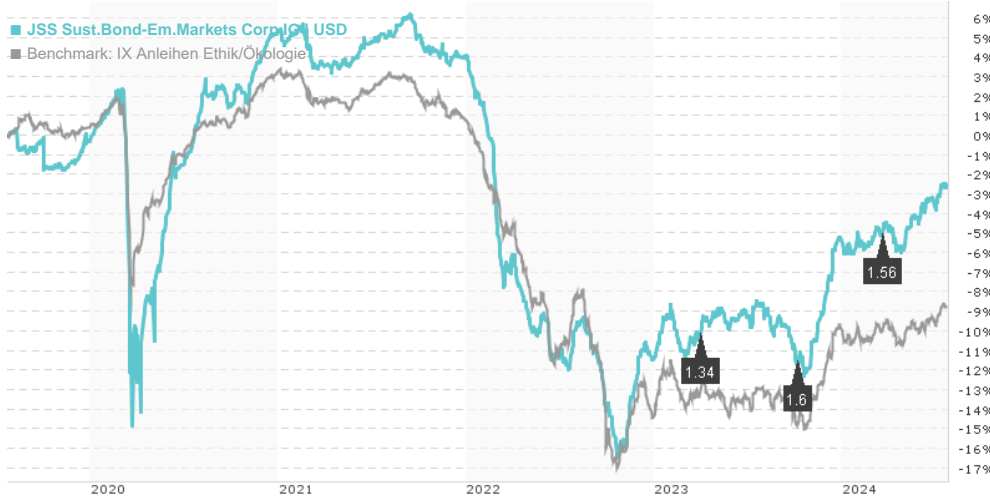


**JSS Sust.Bond-Em.Markets Corp.IG I USD / LU1210450448 / A2AM81 / J.S.Sarasin Fd.M. LU**

Last 07/23/2024 <sup>1</sup>	Region	Branch	Type of yield	Type
89.28 USD	Emerging Markets	Bonds: Mixed	paying dividend	Fixed-Income Fund



Risk key figures	
SRI	1 2 <b>3</b> 4 5 6 7
Mountain-View Funds Rating <sup>2</sup>	EDA <sup>3</sup>
▲▲▲▲▲▲	79

Yearly Performance	
2023	+7.02%
2022	-14.90%
2021	-1.17%
2020	+5.60%
2019	+7.28%

Master data		Conditions		Other figures	
Fund type	Single fund	Issue surcharge	0.00%	Minimum investment	USD 1,000,000.00
Category	Bonds	Planned administr. fee	0.00%	Savings plan	-
Sub category	Bonds: Mixed	Deposit fees	0.10%	UCITS / OGAW	Yes
Fund domicile	Luxembourg	Redemption charge	0.00%	Performance fee	0.00%
Tranch volume	(07/23/2024) USD 1.03 mill.	Ongoing charges	-	Redeployment fee	0.00%
Total volume	(06/28/2024) USD 277.55 mill.	Dividends		Investment company	
Launch date	6/29/2016	19.03.2024	1.56 USD	J.S.Sarasin Fd.M. LU	
KESt report funds	Yes	05.10.2023	1.60 USD	17-21, Boulevard Joseph II, 1840, Luxembourg	
Business year start	01.07.	31.03.2023	1.34 USD	Luxembourg	
Sustainability type	Ethics/ecology	06.10.2022	1.49 USD	http://www.jsafrasarasin.lu/internet/lu/	
Fund manager	Gabriel Cedismondi	08.04.2022	1.45 USD		

Performance	1M	6M	YTD	1Y	2Y	3Y	5Y	Since start
Performance	+0.67%	+3.69%	+2.79%	+6.60%	+9.59%	-7.36%	-2.47%	+2.38%
Performance p.a.	-	-	-	+6.60%	+4.69%	-2.51%	-0.50%	+0.31%
Sharpe ratio	1.93	1.30	0.48	0.86	0.28	-1.74	-0.67	-0.64
Volatility	2.59%	2.94%	2.94%	3.36%	3.52%	3.58%	6.23%	5.33%
Worst month	-	-1.48%	-1.48%	-1.64%	-4.15%	-5.04%	-13.77%	-13.77%
Best month	-	1.72%	3.37%	3.99%	4.21%	4.21%	5.53%	5.53%
Maximum loss	-0.62%	-1.63%	-1.63%	-4.04%	-7.91%	-21.32%	-21.32%	-

**Distribution permission**

Austria, Germany, Switzerland

<sup>1</sup> Important note on update status: The displayed date refers exclusively to the calculation of the NAV.

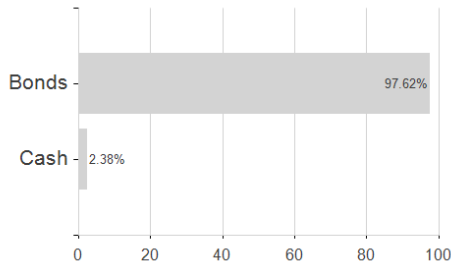
<sup>2</sup> The Mountain-View Data Fund Rating calculates a comparative ranking for funds using yield, volatility and trend data. For more information visit [MVD Funds Rating](#)

<sup>3</sup> Displays the Ethical-Dynamical Ratio calculated according to standard criteria. The maximum value is 100. For more information visit [EDA](#)

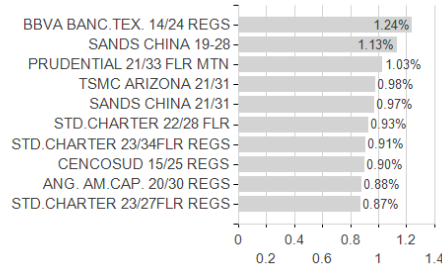
**JSS Sust.Bond-Em.Markets Corp.IG I USD / LU1210450448 / A2AM81 / J.S.Sarasin Fd.M. LU**

**Assessment Structure**

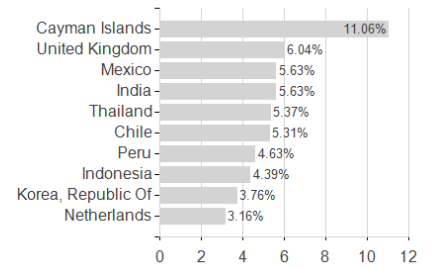
**Assets**



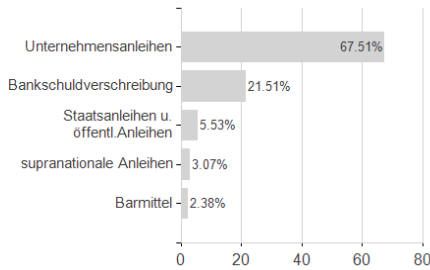
**Largest positions**



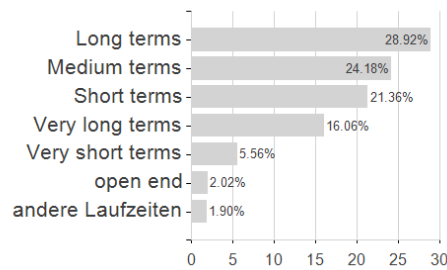
**Countries**



**Issuer**



**Duration**



**Currencies**

